

# **Development of a State Tobacco Database for the RWJF ImpacTeen Study**

Gary A. Giovino, Ph.D., M.S.

Roswell Park Cancer Institute

Buffalo, New York

American Public Health Association

127th Annual Meeting

November 10, 1999; Chicago, Illinois



# Background

- Historical Activities at the State Level -- legislative, regulatory, programmatic
- OSH/CDC
- NIH - NHLBI/NCI
- RWJF
- ANR
- SAMHSA
- FDA
- MSA

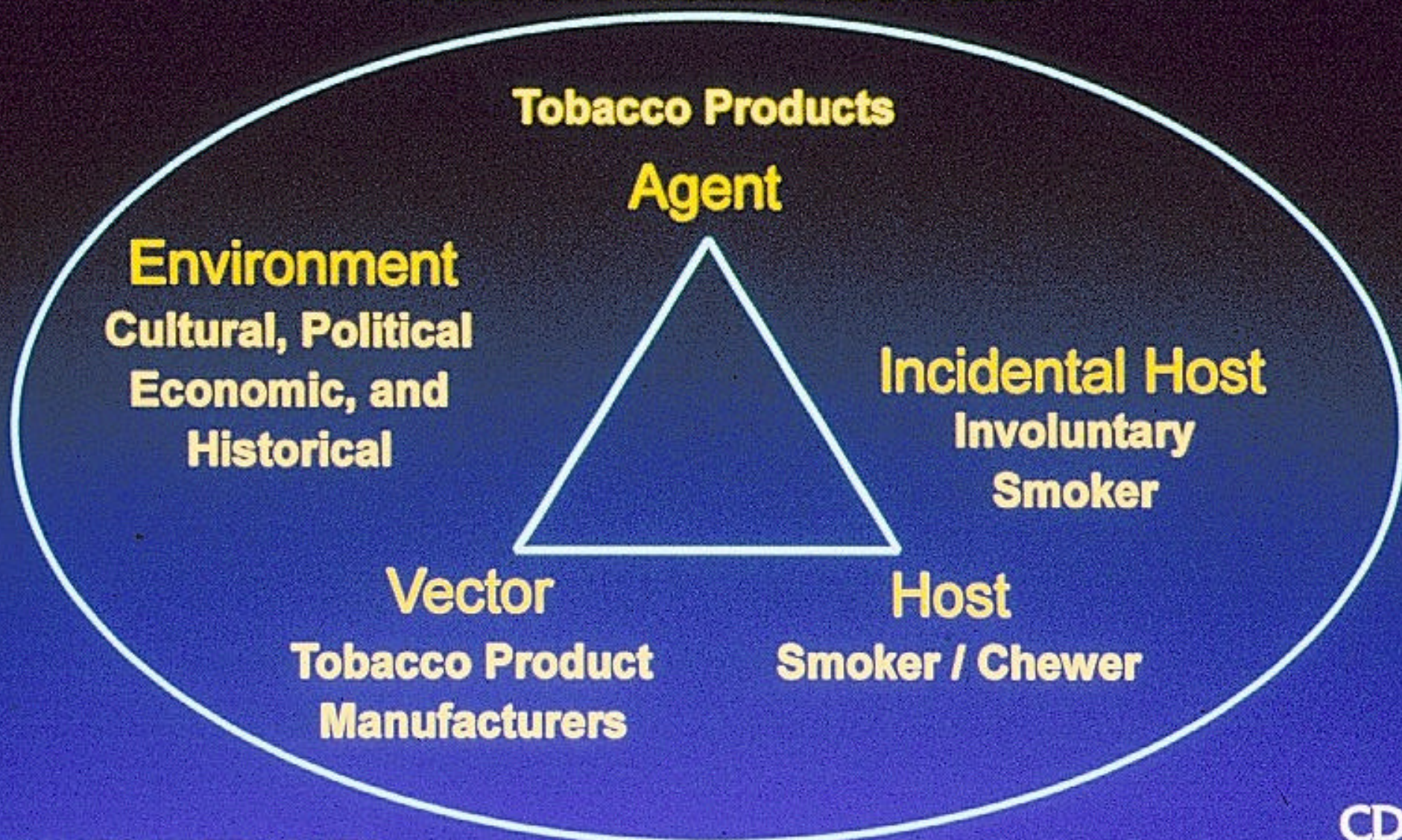


# Process

- Grant to Roswell Park Cancer Institute (Mike Cummings)
- Identify data sources/determine gaps
- Assess utility of new data to fill the identified gaps
- Determine the feasibility of obtaining this information
- Systematically update the data warehouse
  - Using feedback from expert panel
  - Using agent, host, vector, environment model
- For public dissemination and use
- For eventual turnover to CDC



# **Tobacco Control Model of Nicotine Addiction**



Source: Orleans & Slade, 1993

# Surveillance

## Definition:

- the ongoing systematic collection, analysis, and interpretation of health data that are essential to the planning, implementation, and evaluation of public health practice.

## Evolution of surveillance in the 20th Century:

1900s - individual contacts of infected persons

1950s - communicable diseases

1970s - selected chronic diseases

1990s - behavioral, occupational, and environmental risk factors

Source: Remington and Goodman, in Brownson et al (eds). *Chronic Disease Epidemiology and Control*, 1998





**Return  
to CDC**

**Return  
to TIPS**

**About the STATE System**

**Browse Topics**

**Reports**

**Online Help**

**Please note:** This site makes use of cookies.  
Concerned visitors should read the [cookie disclaimer](#).



# STATE

State Tobacco Activities Tracking & Evaluation

## System

[CDC](#) || [TIPS](#) || [STATE](#) || [BROWSE](#) || [REPORTS](#) || [HELP](#)

### About the STATE System

The State Tobacco Activities Tracking and Evaluation (STATE) System is an electronic data warehouse containing up-to-date and historical state-level data on tobacco use prevention and control. The STATE System is designed to integrate many data sources to provide comprehensive summary data and facilitate research and consistent interpretation of the data. The STATE System was developed by the Centers for Disease Control and Prevention in the Office on Smoking and Health, National Center for Chronic Disease Prevention and Health Promotion.

[Acknowledgments](#)

[Comments/Questions](#)

Office on Smoking and Health  
National Center for Chronic Disease Prevention and Health Promotion  
Centers for Disease Control and Prevention



# Uses of the STATE System

## An Electronic Information Warehouse

- Tracking Summary Measures
- Facilitating Reporting and Research
- Monitoring Goals and Objectives
- For Program Development and Evaluation



# STATE SYSTEM PARTNERS

## Contributors:

- CDC: OSH, DASH, DACH, NCCDPHP IRM, PSB,  
CDC/IRM
- NCI: CPS, Legislative Tracking
- RWJF/ImpacTeen
- RTI
- 51 State Health Departments



# STATE SYSTEM PARTNERS

## Consumers:

- Public
- RWJF ImpacTeen
- State Health Departments
- Research Community
- DHHS
- Global System
- Coordinated Evaluations





# STATE System

State Tobacco Activities Tracking & Evaluation

The STATE System

[CDC](#) || [TIPS](#) || [STATE](#) || [BROWSE](#) || [REPORTS](#) || [HELP](#)

Choose one of the key topics below to begin browsing the STATE System data.

## Browse Topics

### Behaviors

- [Cigarette Use](#)
- [Other Tobacco Use](#)

### Demographics

- [Population Estimates](#)

### Economics

- [Tobacco Industry](#)

### Health Consequences and Cost

- [Health Consequences](#)
- [Costs](#)

### Legislation

- [Smokefree Indoor Air](#)
- [Youth Access](#)
- [Preemption](#)
- [Excise Tax](#)
- [Licensure](#)
- [Advertising](#)

### Program Implementation

- [Cigarette Sales to Underage Persons](#)

### Help

---

## Behaviors

### Cigarette Use

- [Smoking Status \(Adults\)](#)
- [Current Smoking \(Adults\)](#)



# STATE

State Tobacco Activities Tracking & Evaluation

## System

[CDC](#) || [TIPS](#) || [STATE](#) || [BROWSE](#) || [REPORTS](#) || [HELP](#)

Choose from the pull down menus to continue searching on this page.

STATE

California

YEAR

1997

SOURCE

BRFSS

### Current Cigarette Smoking (Adults)

[Help on this page](#)

[Overall and Gender](#)

[Race/Ethnicity](#)

[Age](#)

[Education](#)

#### Overall and Gender

California 1997

Current Smoking	Percent (%)	95% CI	Sample Size
<b>Overall:</b>	18.4	1.4	4,059
<b>Gender</b>			
<b>Male:</b>	22.4	2.3	1,758
<b>Female:</b>	14.5	1.6	2,301



# STATE

State Tobacco Activities Tracking & Evaluation

## System

[CDC](#) || [TIPS](#) || [STATE](#) || [BROWSE](#) || [REPORTS](#) || [HELP](#)

*Choose a year from the pull down menu and click "Go".*

Year

1997

### Current Cigarette Smoking Among Adults Aged 18 and Older, 1997

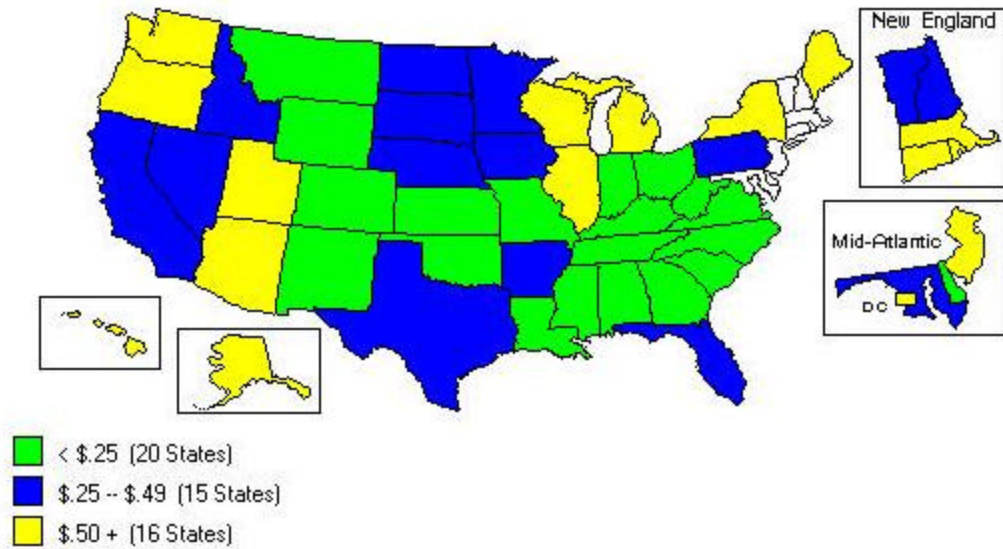
State	Prevalence (Percentage)
Alabama	24.7
Alaska	26.7
Arizona	21.1
Arkansas	28.5
California	18.4
Colorado	22.6
Connecticut	21.8
Delaware	26.6
District of Columbia	18.8
Florida	23.6
Georgia	22.4

Choose a year and quarter from the pull down menu and click "Go".

### Year and Quarter

1998, 4th Quarter

Cigarette Excise Taxes – 1998, 4th Quarter



Source: Centers for Disease Control and Prevention

[Comments/Questions](#)

Office on Smoking and Health  
National Center for Chronic Disease Prevention and Health Promotion  
Centers for Disease Control and Prevention



# ImpacTeen Complementary Variables

- Epidemiologic:
  - Survey data:
    - CPS (e.g., home smoking, worksite ETS exposure, opinions)
    - BRFSS (e.g., children's ETS exposure)
    - YRBSS (e.g., transitional behaviors, frequency, CPD, source of cigarettes)
  - Health Consequences:
    - Lung Cancer mortality rates

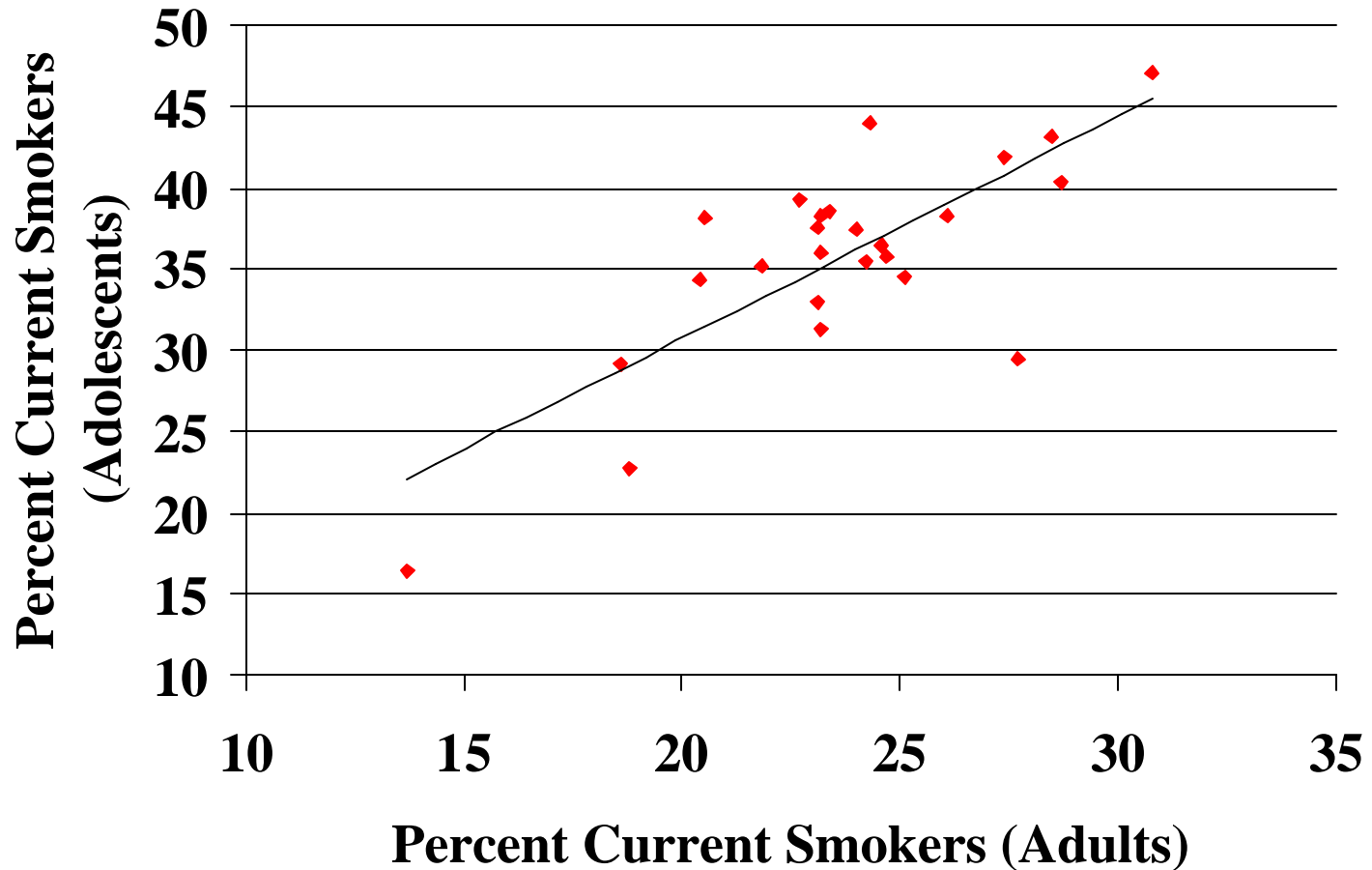


# ImpacTeen Complementary Variables

- Per capita sales data (bi-monthly)
- Legislative/Policy:
  - Historical reconstruction (back to 1989 SGR)
  - Smokers' rights legislation
  - Reimbursement for pharmacotherapy
  - Enforcement
- Price of tobacco products
- Programmatic:
  - Funding (current and use of settlement funding)
  - Strength of Tobacco Control

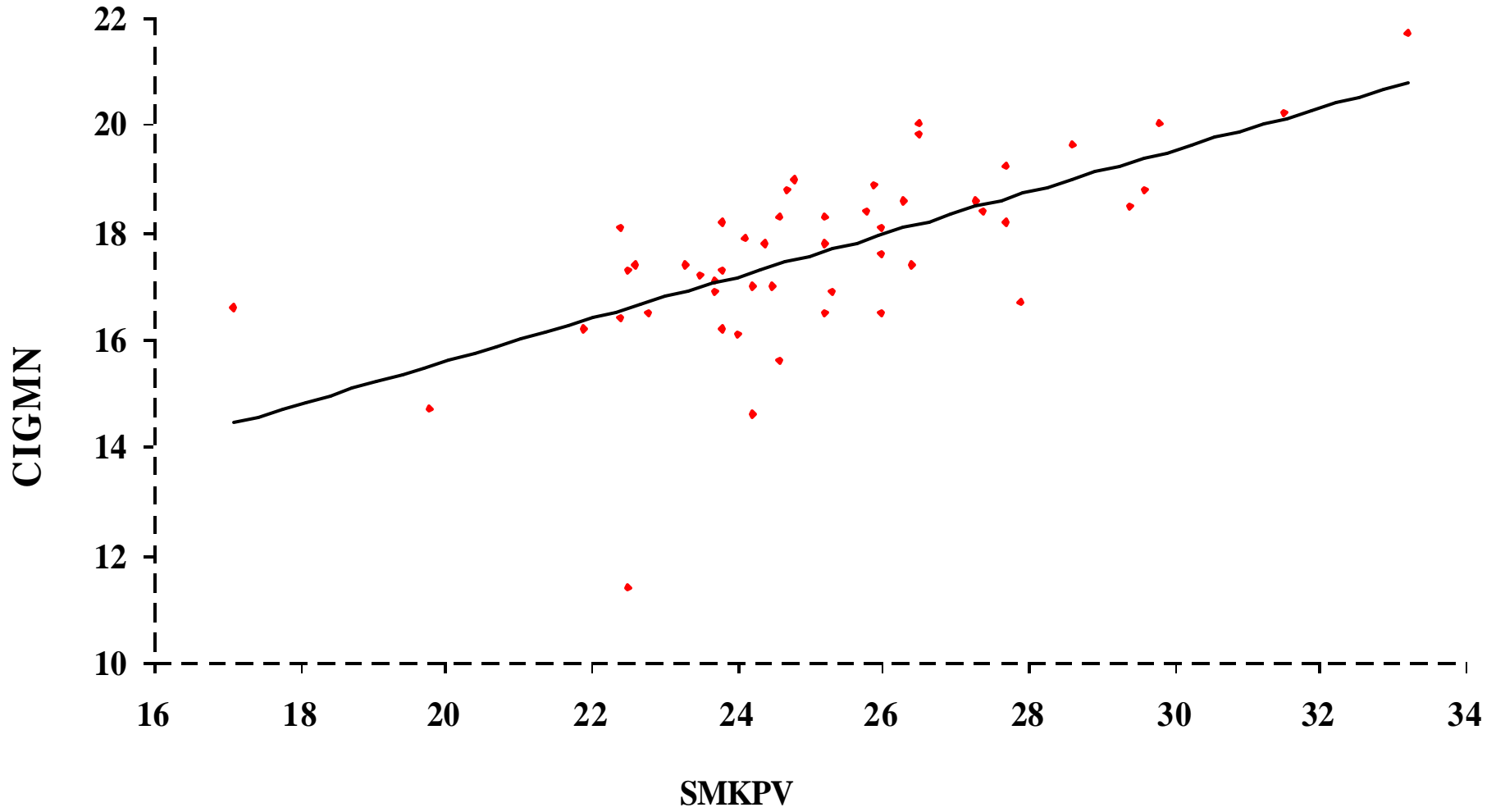


# Smoking prevalence among youth and adults in 24 states and the District of Columbia, 1997.

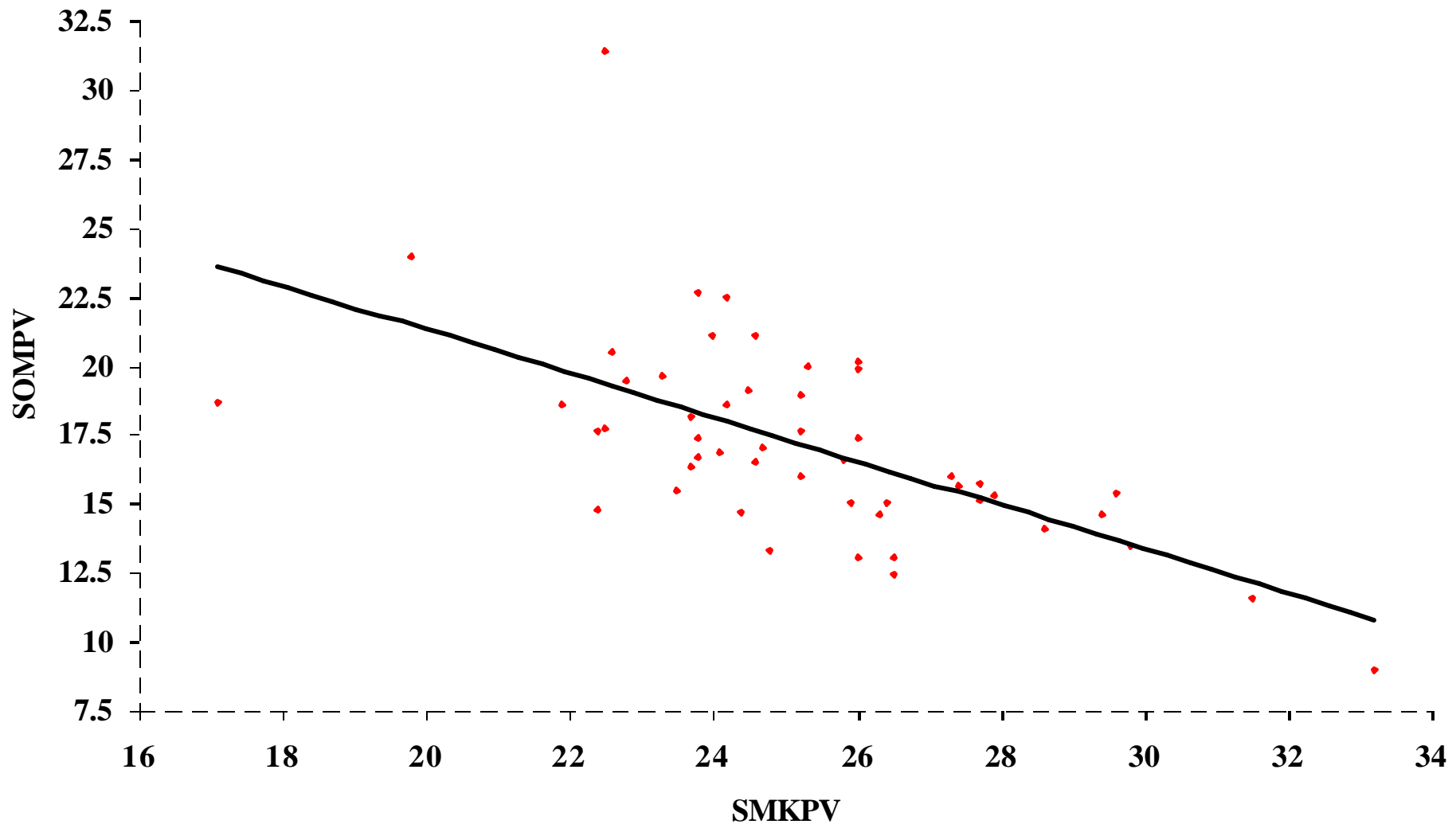


Sources: 1997 Youth Risk Behavior Survey (14-18 year old public school students)  
1997 Behavioral Risk Factor Survey (adults 18+ years old)

Plot of CIGMN\*SMKPV.



**Plot of SOMPV\*SMKPV**



# Future Considerations

- Add more variables
  - Demonstrate their usefulness
- Maintaining data quality
- Undertake new data collection

# Paradigm for Tobacco Control

- ▼ **Minors' access**
- ▼ **Advertising**

- ▲ **Cessation activities**
- ▲ **Prevention activities**
- ▲ **Clean indoor air**
- ▲ **Regulation/Liability**
- ▲ **Price/Economic**

**Individual**

**Tobacco  
Addiction**

**Society**

