



*A Policy Research Partnership
to Reduce Youth Substance Use*

Supported by
The Robert Wood Johnson Foundation

The Economics of Tobacco Control

Frank J. Chaloupka

Director, ImpacTeen, University of Illinois at Chicago

www.uic.edu/~fjc

www.impacteen.org

www.tobaccoevidence.net

**Prepared for “Transforming Tobacco Control and Evaluation
in Missouri,” St. Louis, Missouri July 18, 2006**

Overview

- History/description of cigarette and other tobacco taxes in US, states, Missouri
- Review of evidence on the impact of taxes on prices and tobacco use
 - Consumption
 - Prevalence
 - Cessation
 - Initiation
- Myths and Facts about the “economic costs” of tobacco taxation and tobacco control
- Brief review of evidence on the impact of earmarked tobacco taxes

Tobacco industry clearly understands the impact of tobacco taxation

"With regard to taxation, it is clear that in the US, and in most countries in which we operate, tax is becoming a major threat to our existence."

"Of all the concerns, there is one - taxation - that alarms us the most. While marketing restrictions and public and passive smoking (restrictions) do depress volume, in our experience taxation depresses it much more severely. Our concern for taxation is, therefore, central to our thinking...."

Tobacco Taxation in the U.S.

- Federal cigarette tax
 - Specific (per unit) excise tax
 - initially adopted in 1864
 - Raised during war time/lowered during peace time
 - Set at 8 cents per pack in 1951
 - Doubled to 16 cents per pack in 1983
 - Currently 39 cents per pack
 - About 60% of inflation adjusted value of 1951 tax
- Other federal tobacco taxes
 - Specific excise taxes on most products, including cigars, pipe tobacco, chewing tobacco, snuff, and roll-your-own tobacco (and separately on rolling papers)
 - Generally lower than cigarette tax
 - Similar infrequent increases in taxes

Tobacco Taxation in the U.S.

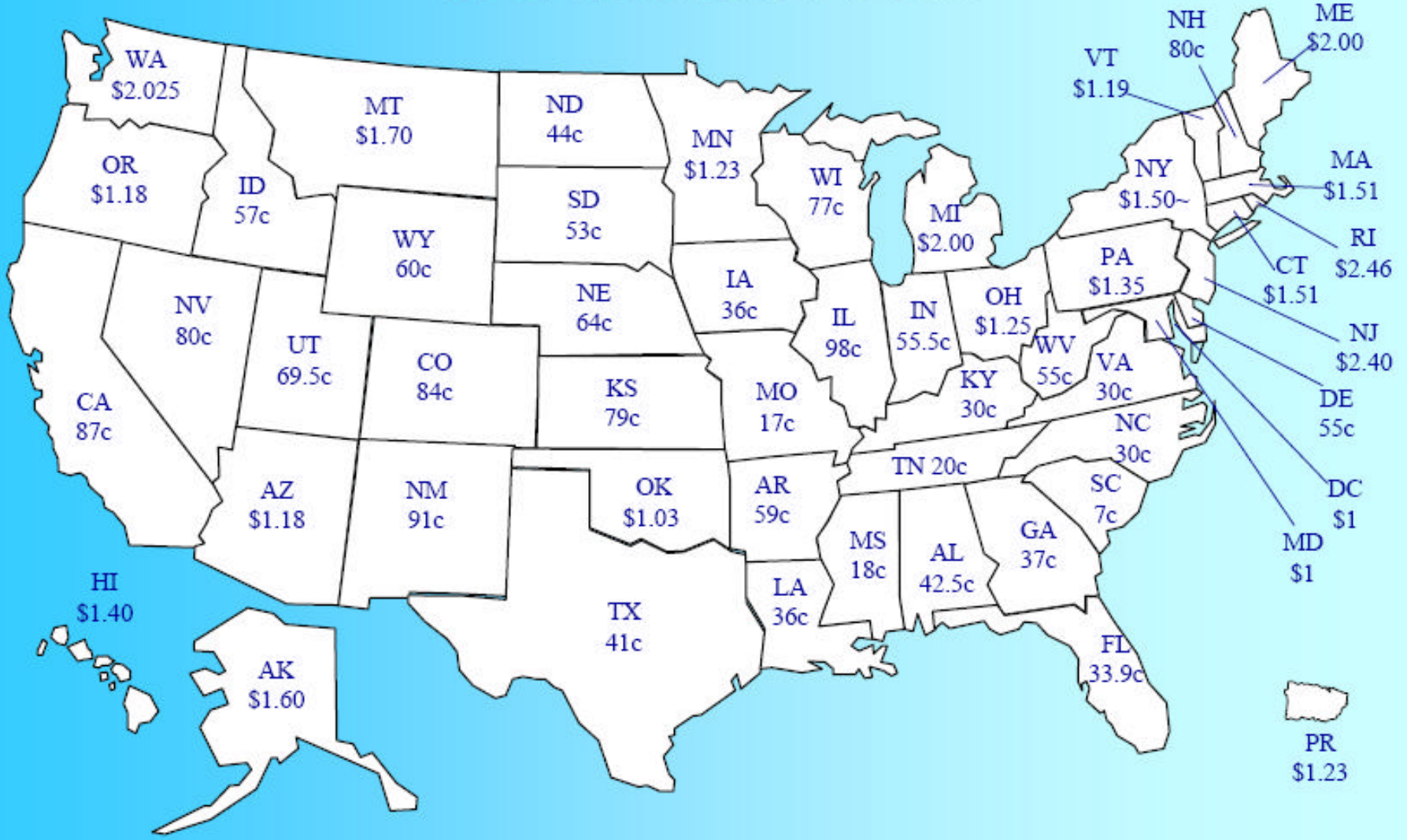
- State cigarette taxes
 - First adopted by IA in 1921
 - NC last to adopt in 1969
 - Specific excise tax in all states
 - Currently: 7.0 cents/pack (SC) to \$2.57/pack (NJ)
 - Numerous state tax increases over past 5 years
 - Average 95.3 cents per pack (26.5 cents in tobacco growing states; 104.5 cents in other states)
 - Several proposing additional increases
 - CA: ballot initiative to increase by \$2.60 per pack
 - Most states tax other tobacco products
 - Almost always an *ad valorem* tax (% of price)
 - Sales tax applied to tobacco products in most states

Local Taxes

- Many localities add additional tax
 - Typically a few cents/pack, with some exceptions:
 - » \$1.50 in New York City
 - » \$2.68 in Chicago/Cook county

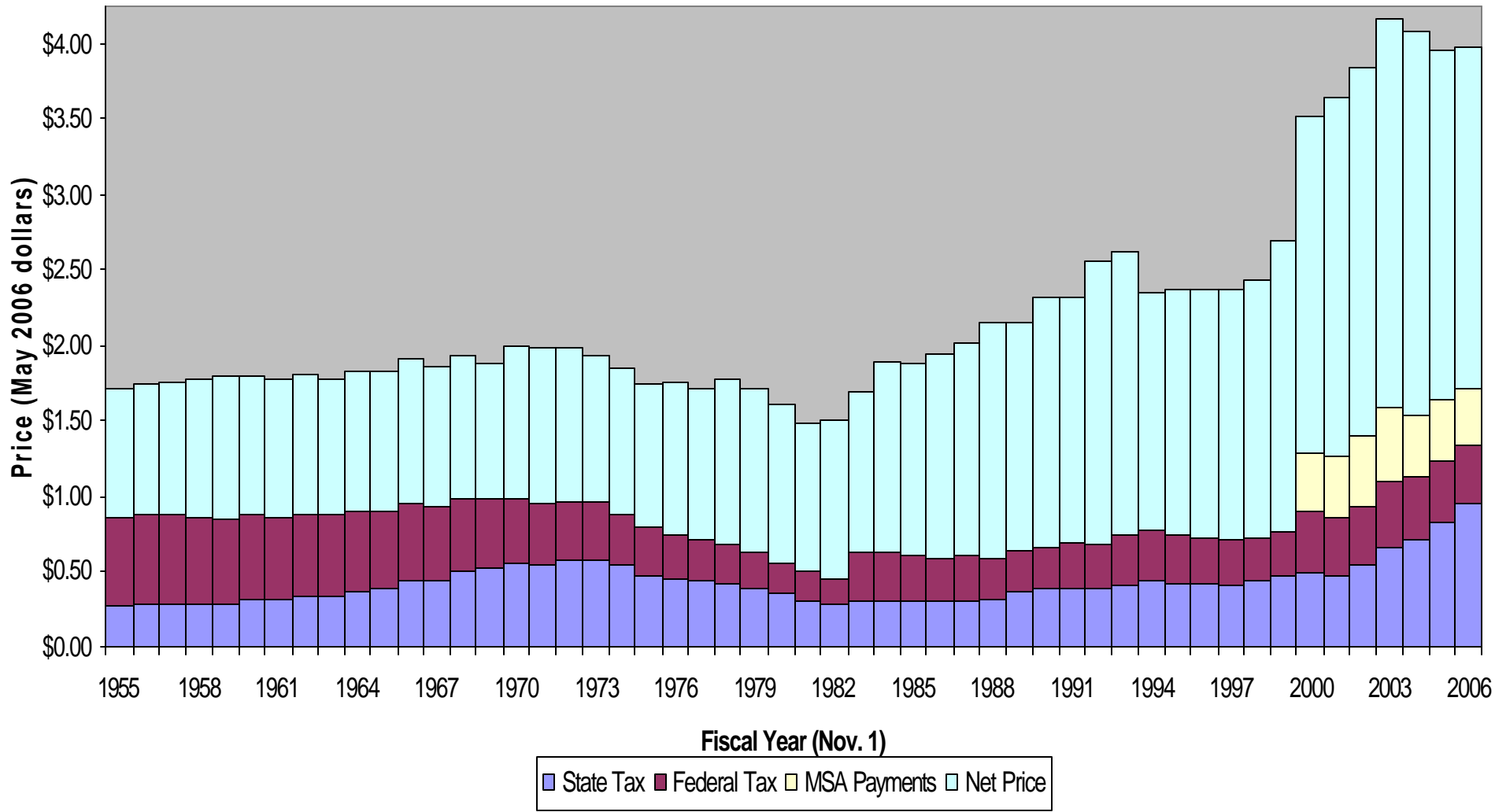
STATE CIGARETTE EXCISE TAX RATES

AS OF JANUARY 27, 2006

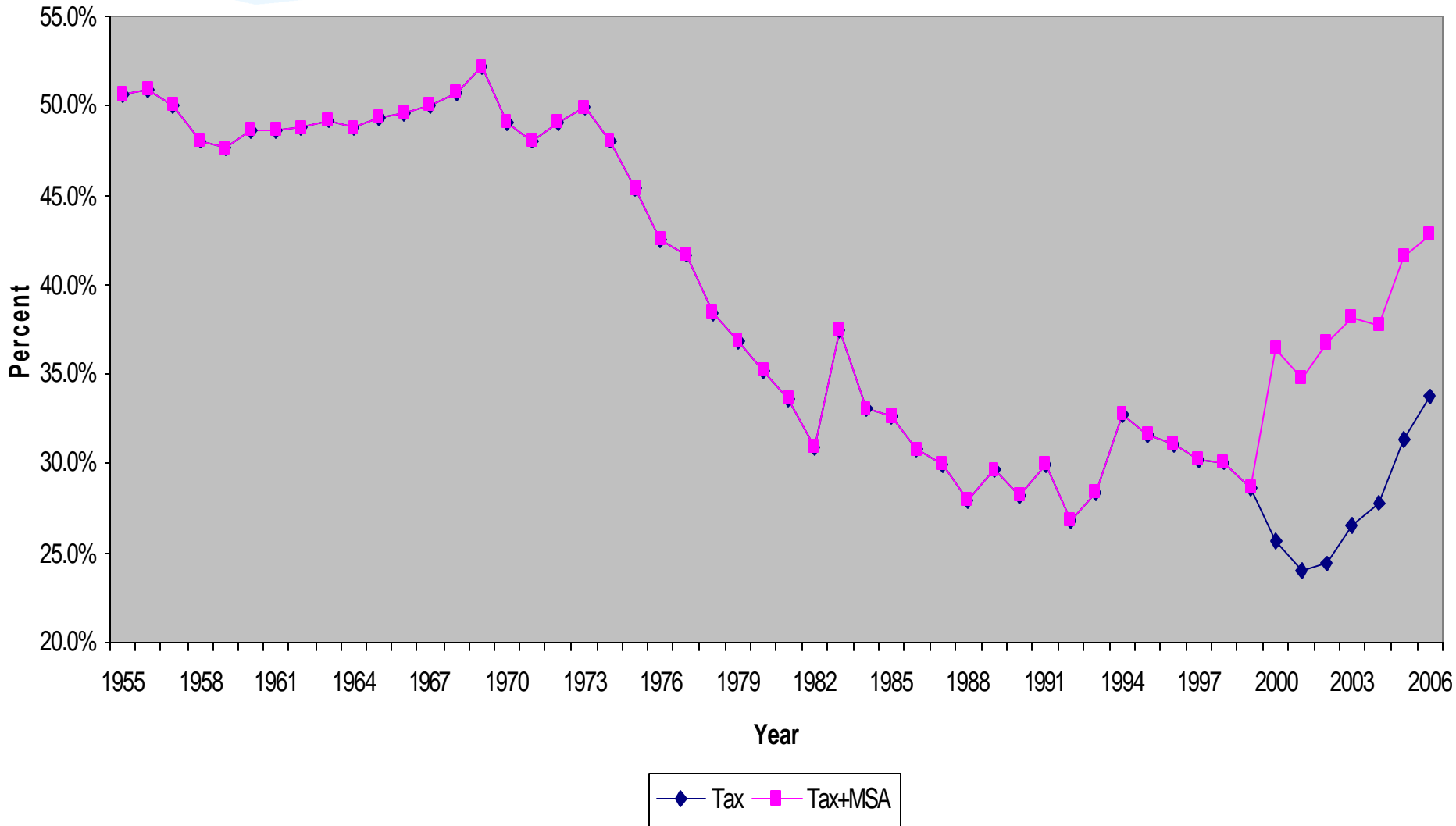


NOTES:
 RED TEXT INDICATES A STATE WHERE MOST RECENT TAX INCREASE BECAME EFFECTIVE DURING THE CURRENT CALENDAR YEAR.
 THE FEDERAL EXCISE TAX RATE IS CURRENTLY AT \$0.39 PER PACK.
 ~NEW YORK CITY IMPOSES AN ADDITIONAL EXCISE TAX OF \$1.50 PER PACK.

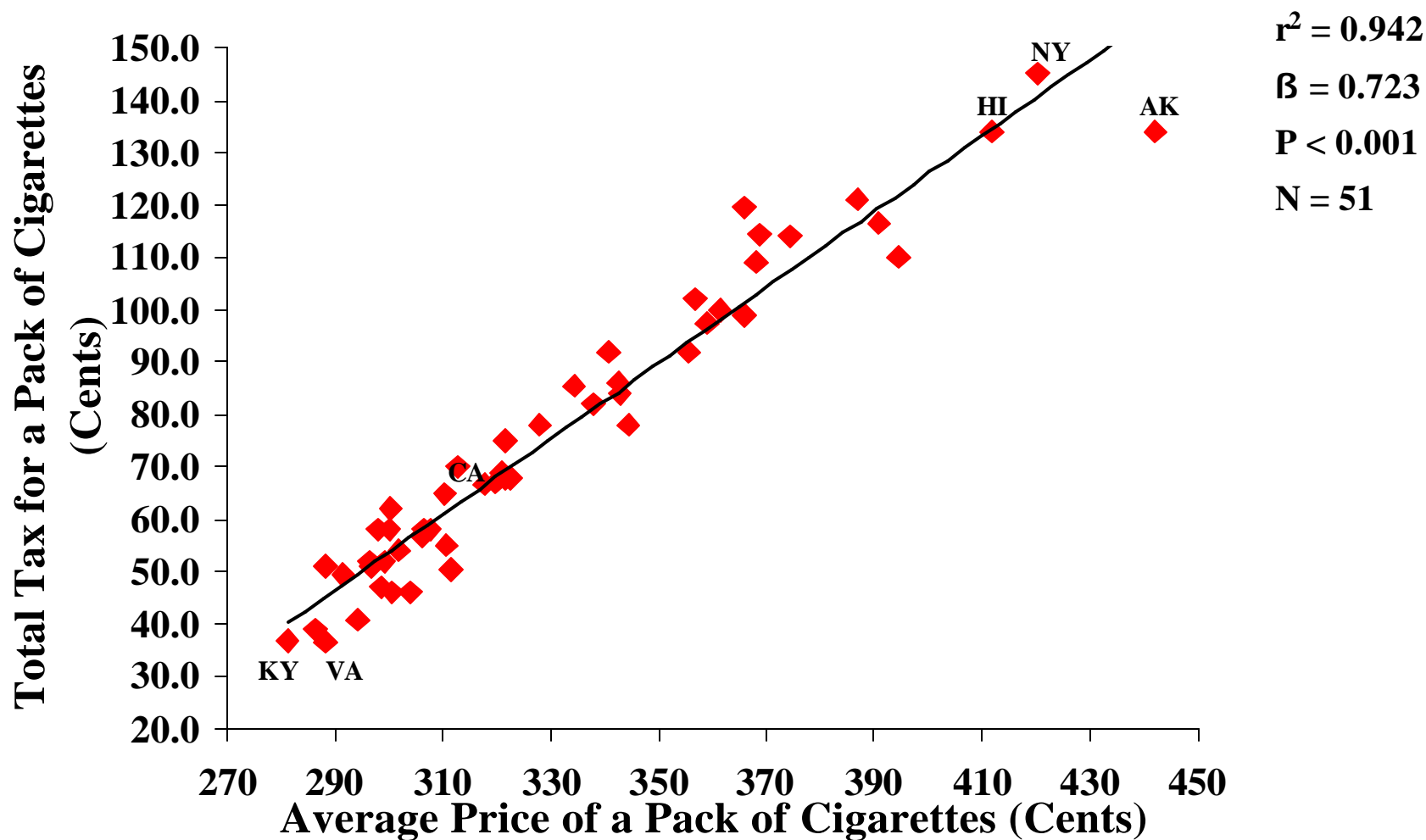
Inflation Adjusted Cigarette Prices, 1955-2006



Taxes as Percent of Cigarette Prices



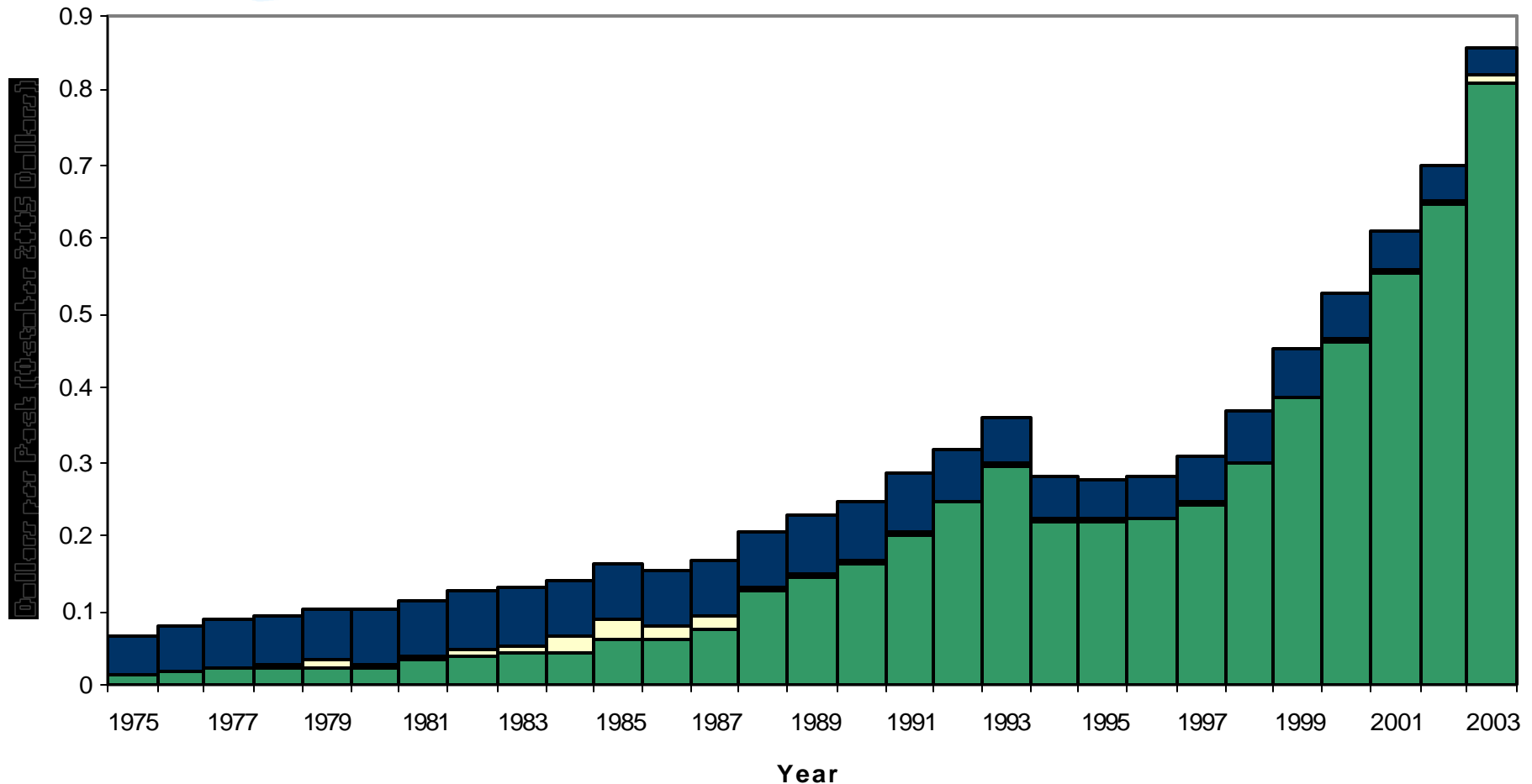
Total Tax for a Pack of Cigarettes ⁽¹⁾ and Average Price of a Pack of Cigarettes ⁽²⁾ in the United States, 2001



Note: Tax and price of cigarettes were adjusted for inflation;
Price of cigarettes included generic cigarettes.

Source: Gary Giovino, RPCI

Cigarette Company Marketing Expenditures, Inflation Adjusted, 1975-2003



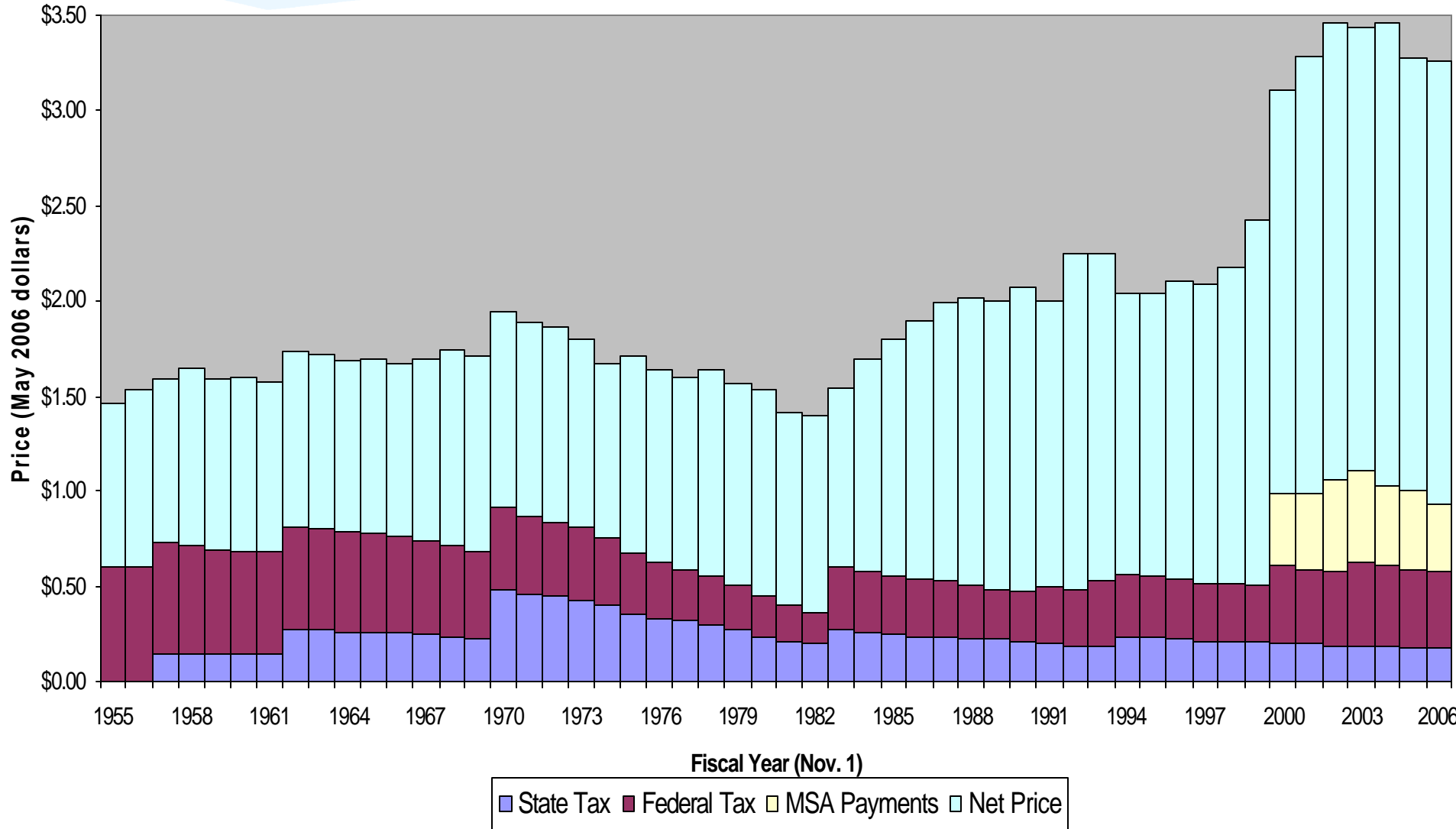
■ Price-Related

■ Other

Tobacco Taxation in Missouri

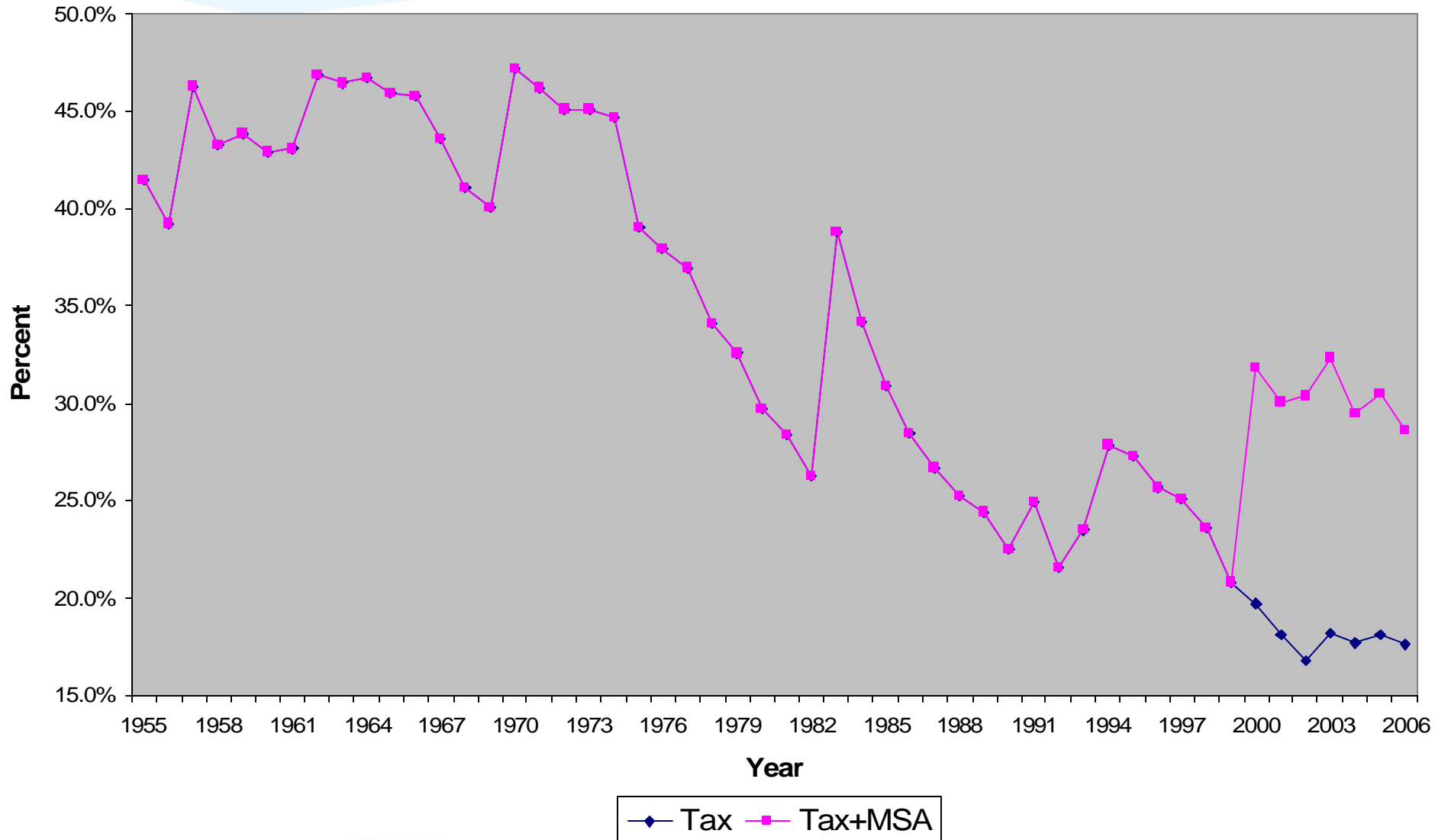
- Cigarette excise tax initially implemented 1/1/1956:
 - 2 cents per pack
- Raised infrequently over time
 - Most recent increase was from 13 cents to 17 cents per pack on October 1, 1993
 - Currently 2nd lowest among state cigarette taxes
 - Only SC (7 cents per pack) is lower
 - Almost 40% below inflation adjusted value at last increase
 - Most recent initiative to raise tax narrowly defeated
 - proposed 55 cent increase
- Tax on other tobacco products: 10% of manufacturers' price
 - Higher than the 7.1% share of state cigarette taxes in wholesale cigarette price

Inflation Adjusted Cigarette Prices, Missouri 1955-2006



State Tax Federal Tax MSA Payments Net Price

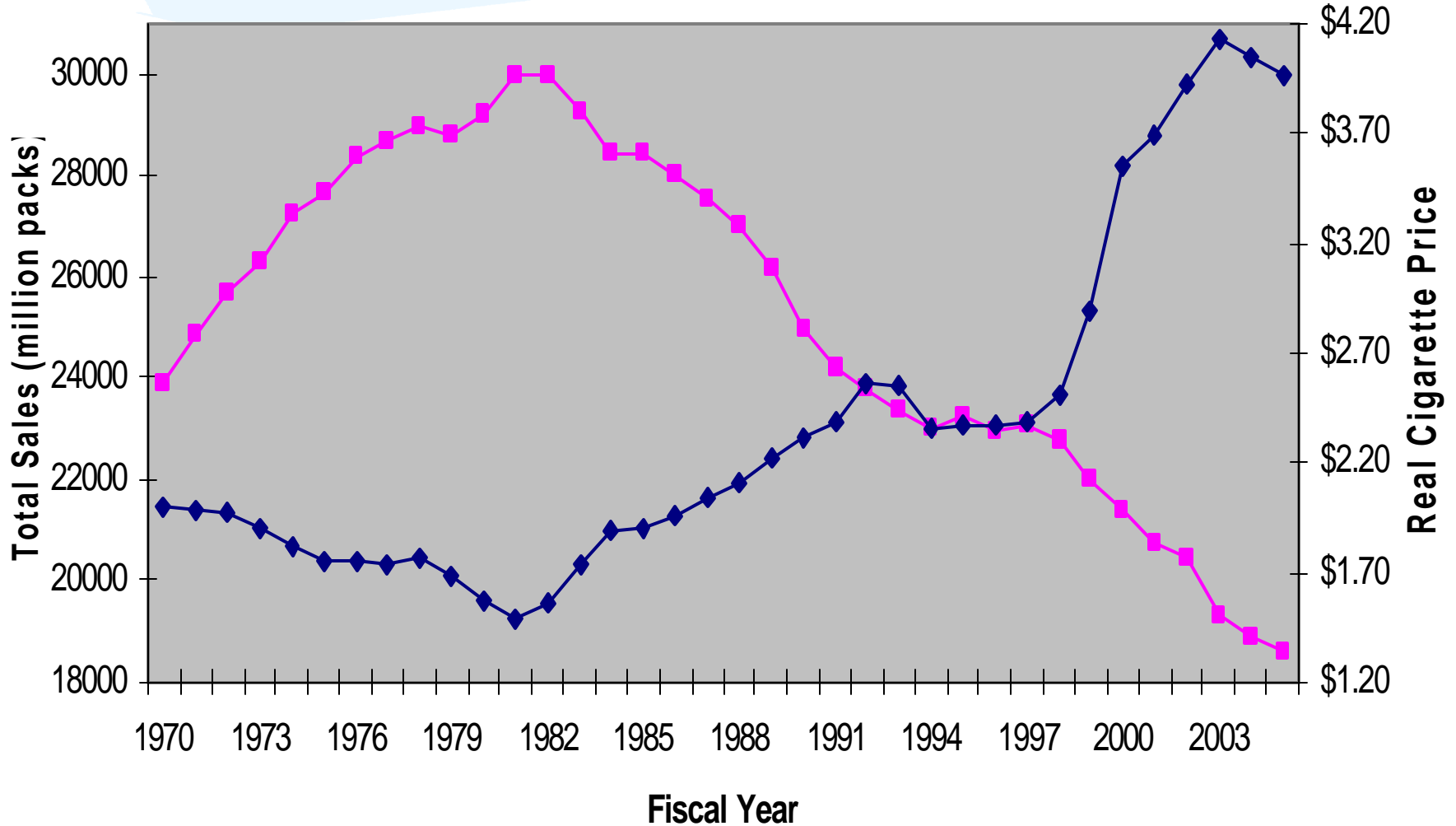
Taxes as Percent of Cigarette Prices, Missouri 1955-2006



Tobacco Taxes and Tobacco Use

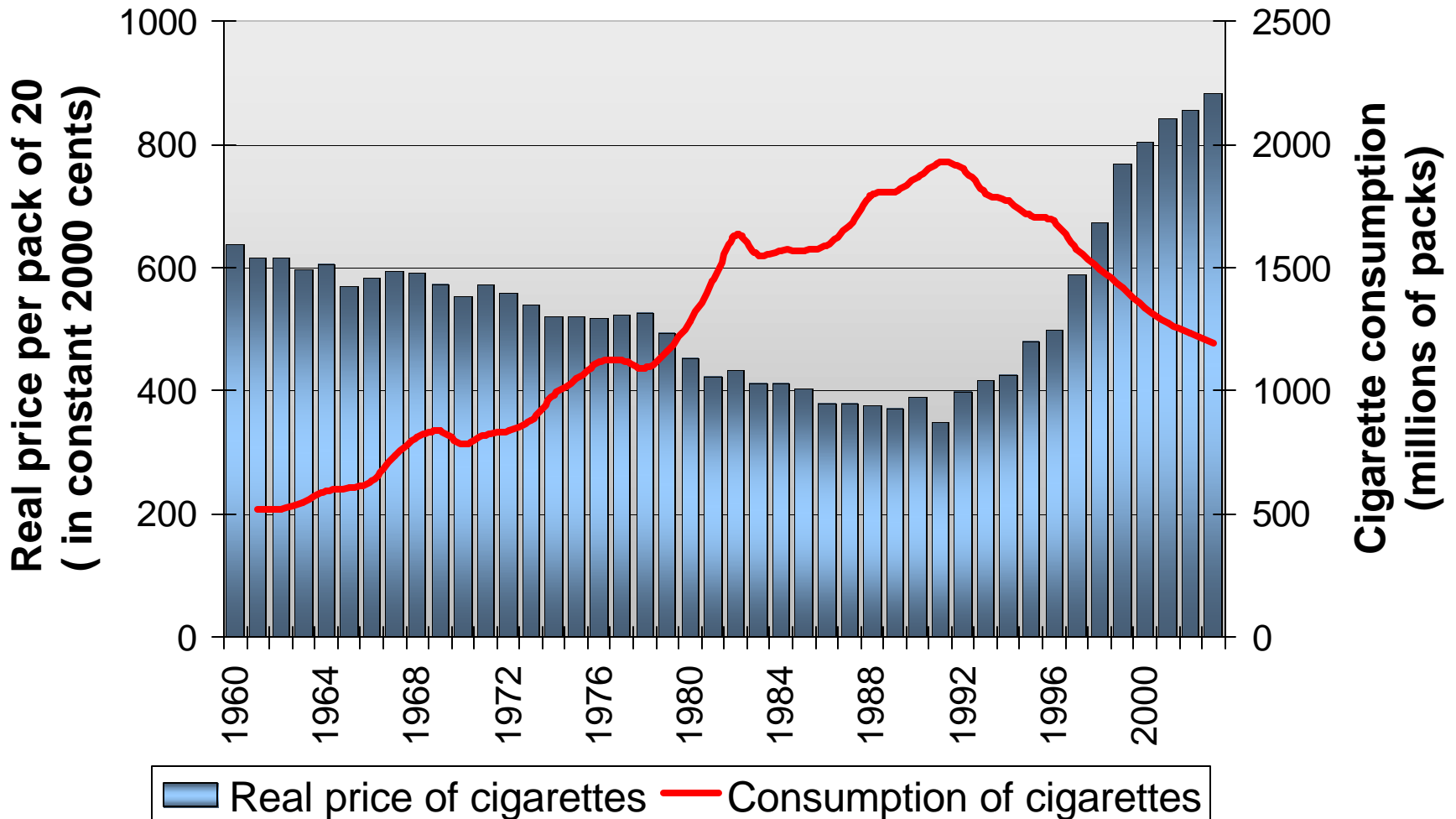
- Higher taxes induce quitting, prevent relapse, reduce consumption and prevent starting.
- Estimates from high-income countries indicate that 10% rise in price reduces overall cigarette consumption by about 4%
 - price elasticity of demand: percentage reduction in consumption resulting from one percent increase in price
 - Most elasticity estimates in range from -0.25 to -0.5, clustered around -0.4
 - More recent elasticity estimates for tax paid sales significantly higher
 - Reflects increased tax avoidance/evasion not accounted for in studies

Total Cigarette Sales and Cigarette Prices, US, 1970-2005

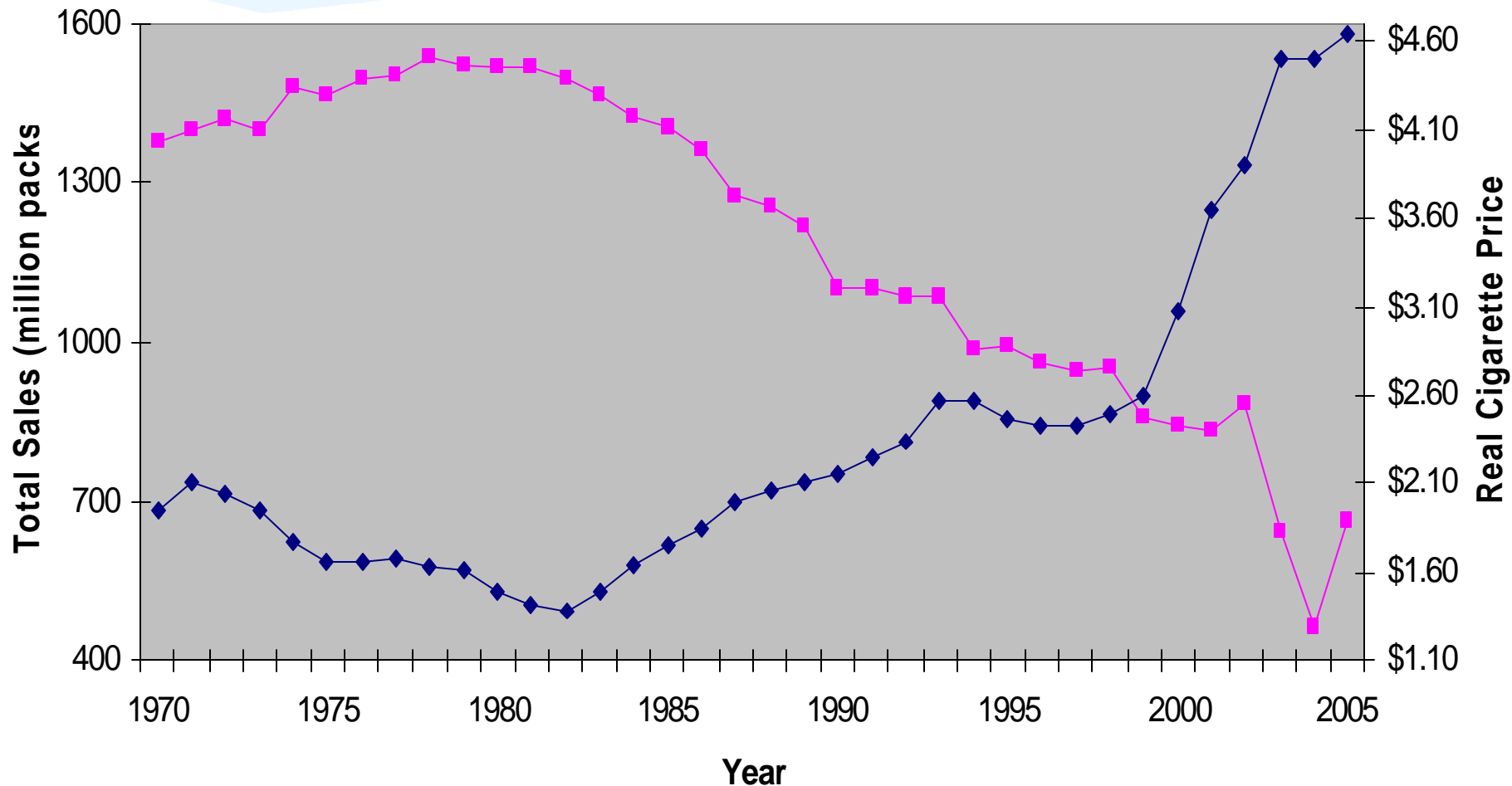


—■— Cigarette Sales (million packs) —◆— Real Cigarette Price

Real price of cigarettes and annual per adult cigarette consumption in South Africa 1960-2002

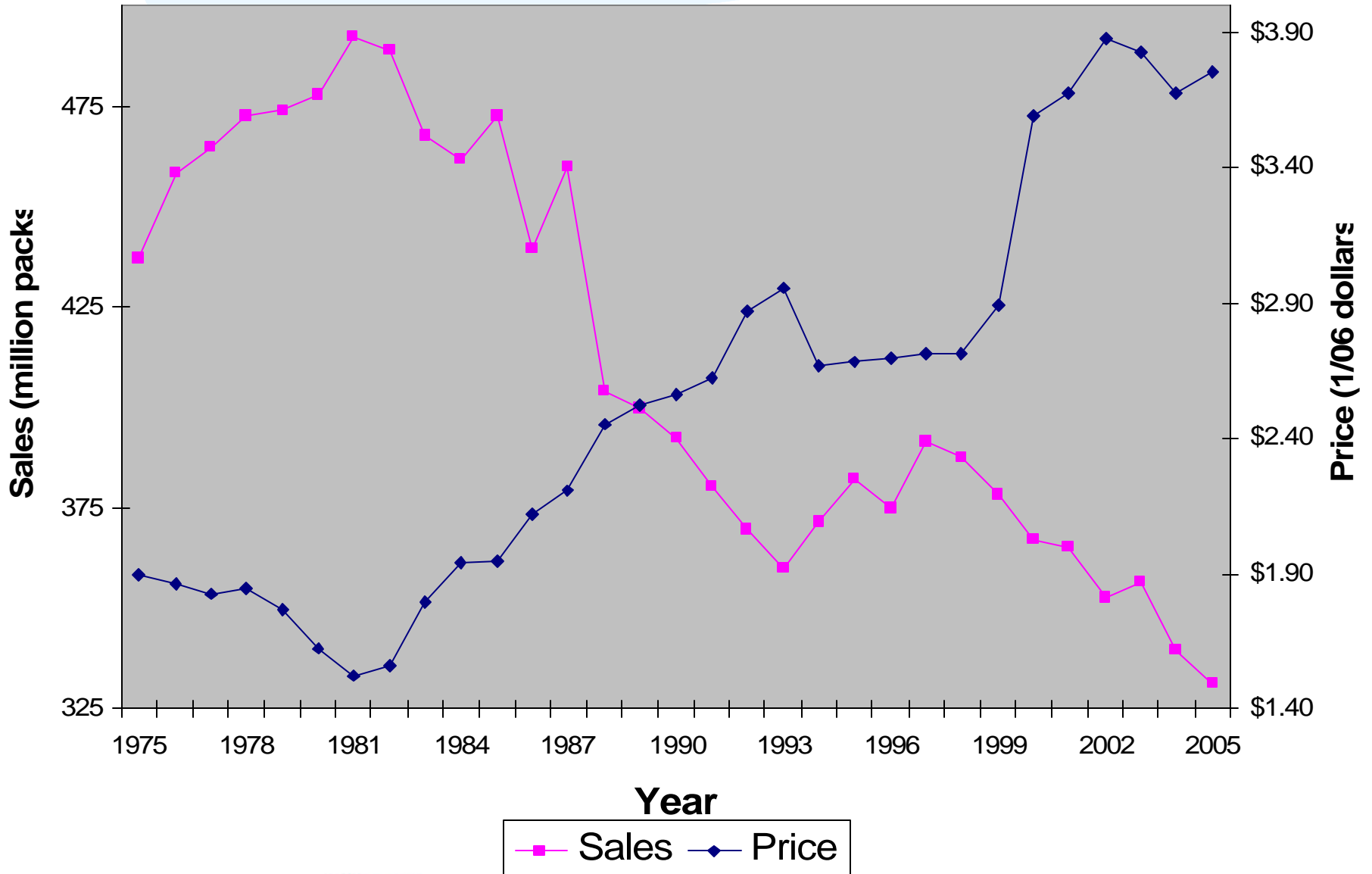


Total Cigarette Sales and Cigarette Prices, Illinois, 1970-2005

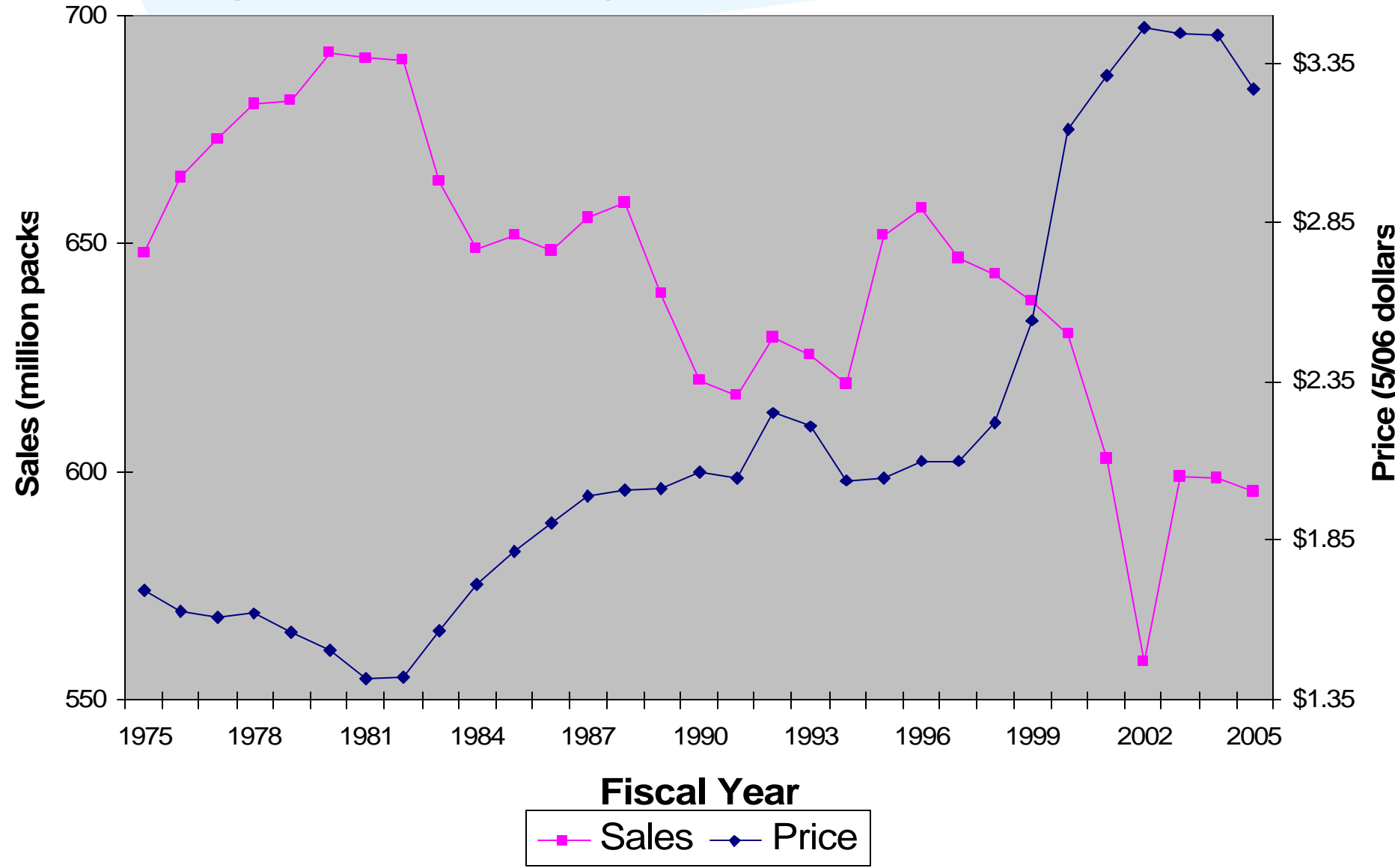


—■— Cigarette Sales (million packs) —◆— Real Cigarette Price

Cigarette Sales and Cigarette Prices, Minnesota, 1975-2005



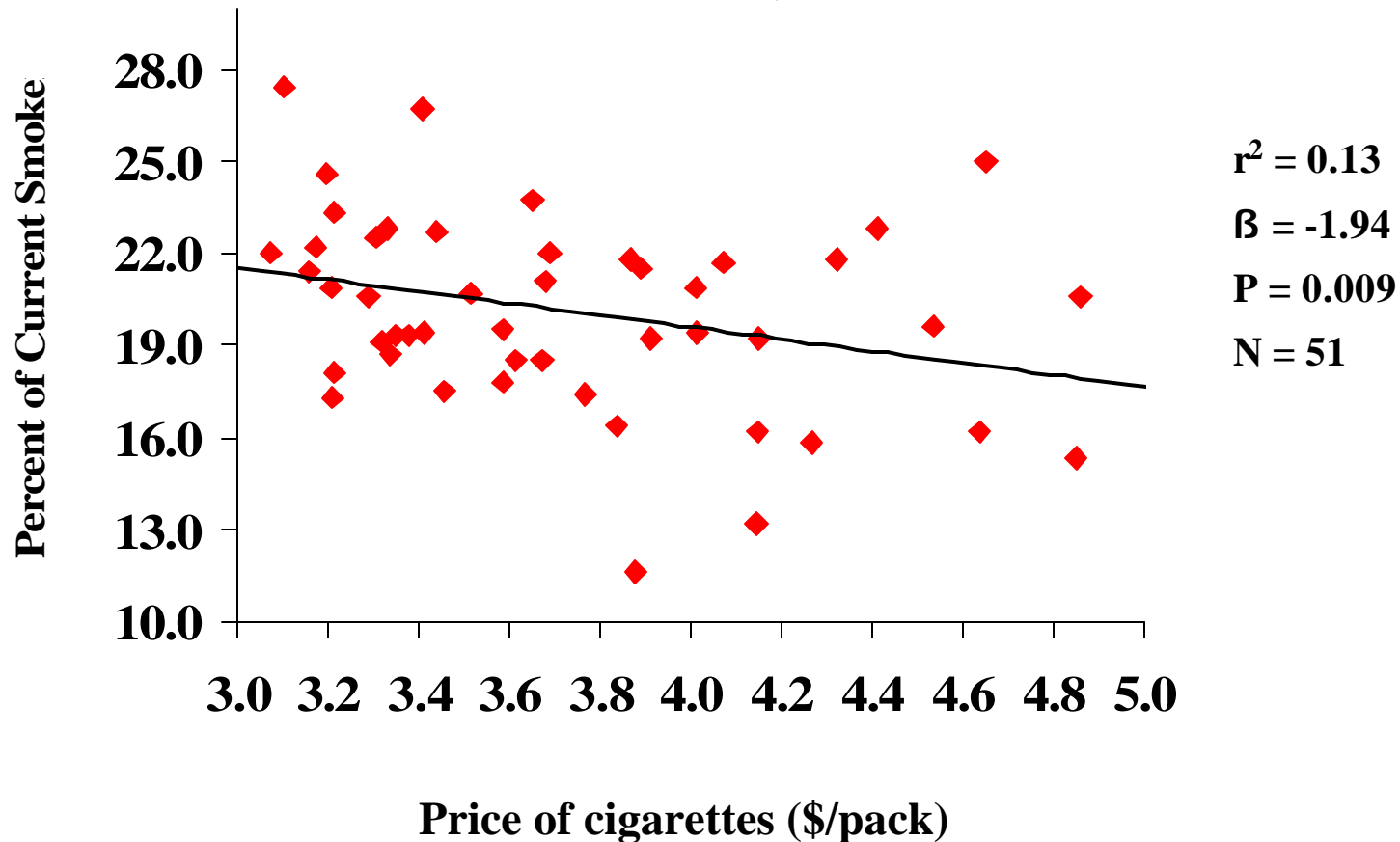
Cigarette Sales and Cigarette Prices, Missouri, 1975-2005



Tobacco Taxes and Tobacco Use

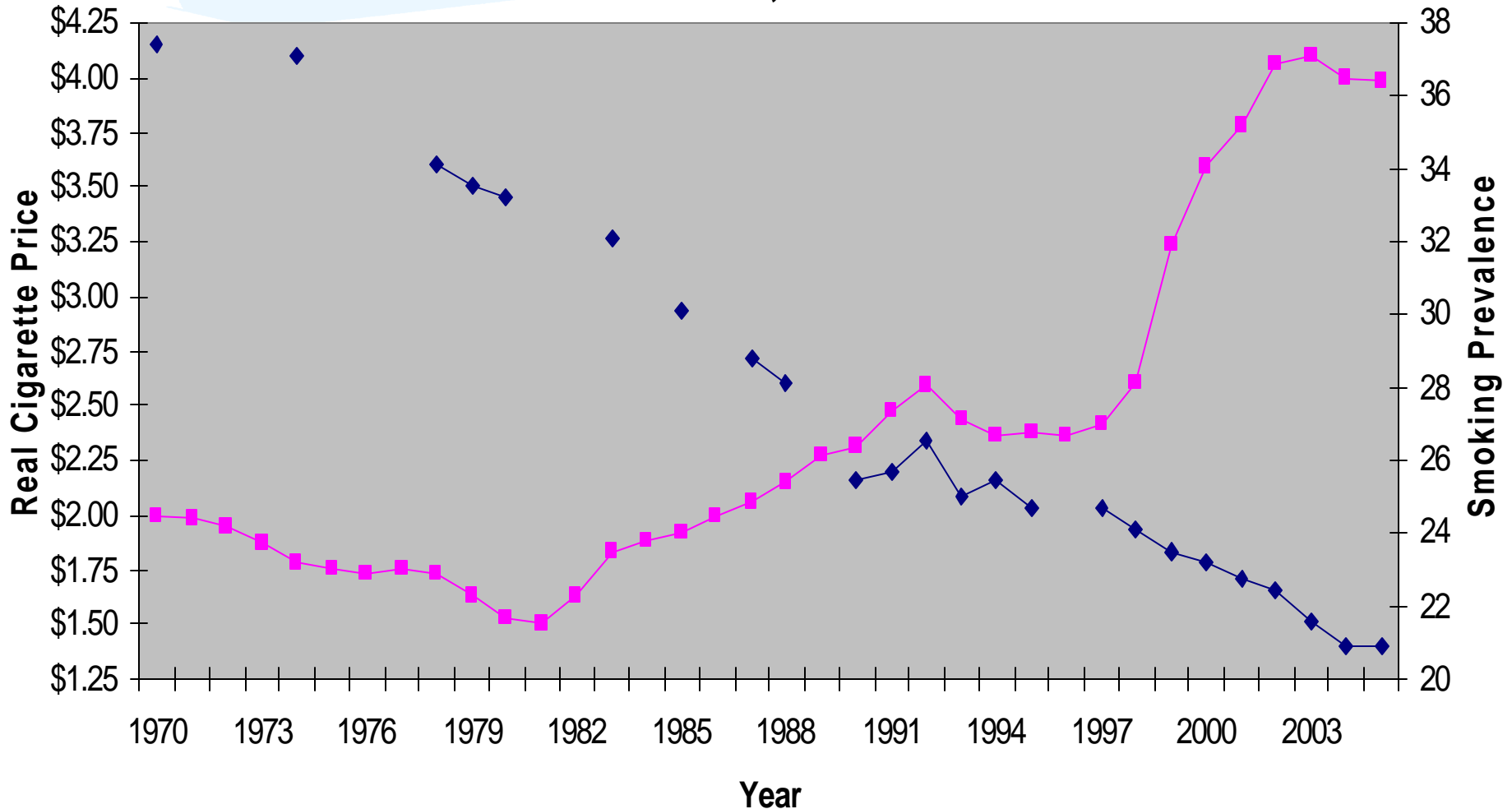
- Higher taxes induce quitting, prevent relapse, reduce consumption and prevent starting.
- Estimates from high-income countries indicate that 10% rise in price reduces overall cigarette consumption by about 4%
 - About half of impact of price increases is on smoking prevalence; remainder is on average cigarette consumption among smokers
 - 10% rise in price reduces prevalence by about 2%

Current Smoking Prevalence Among Persons ³ 18 Years Old by Cigarette Price -- 50 US States and the District of Columbia, 2003



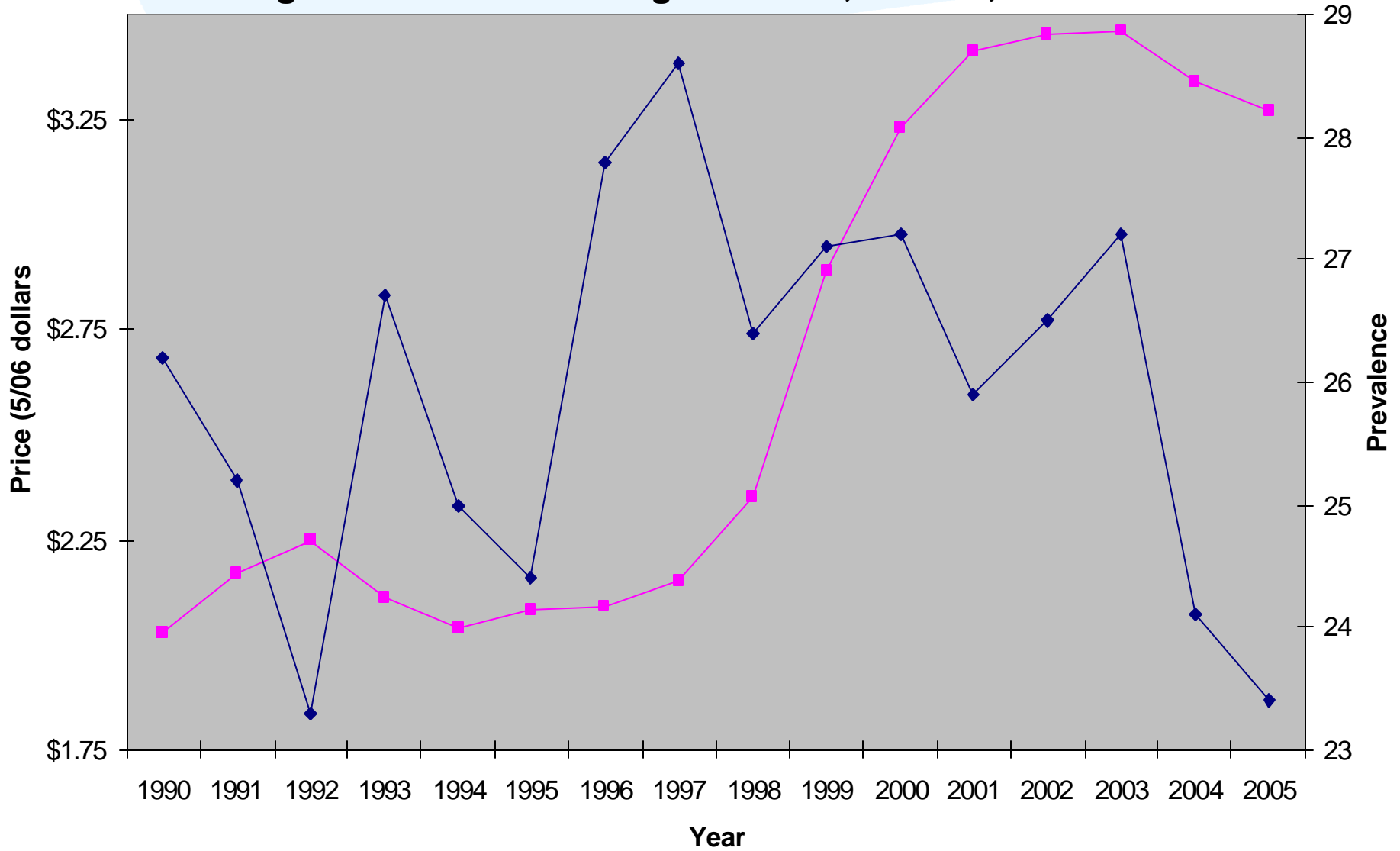
Sources: 2003 Tobacco Use Supplement to the Current Population Survey; Tax Burden on Tobacco; compiled by Gary Giovino, RPCI

Adult Smoking Prevalence and Cigarette Price United States, 1970-2005



—■— Cigarette Price —◆— Smoking Prevalence

Cigarette Price and Smoking Prevalence, Missouri, 1990-2005



Price — Prevalence

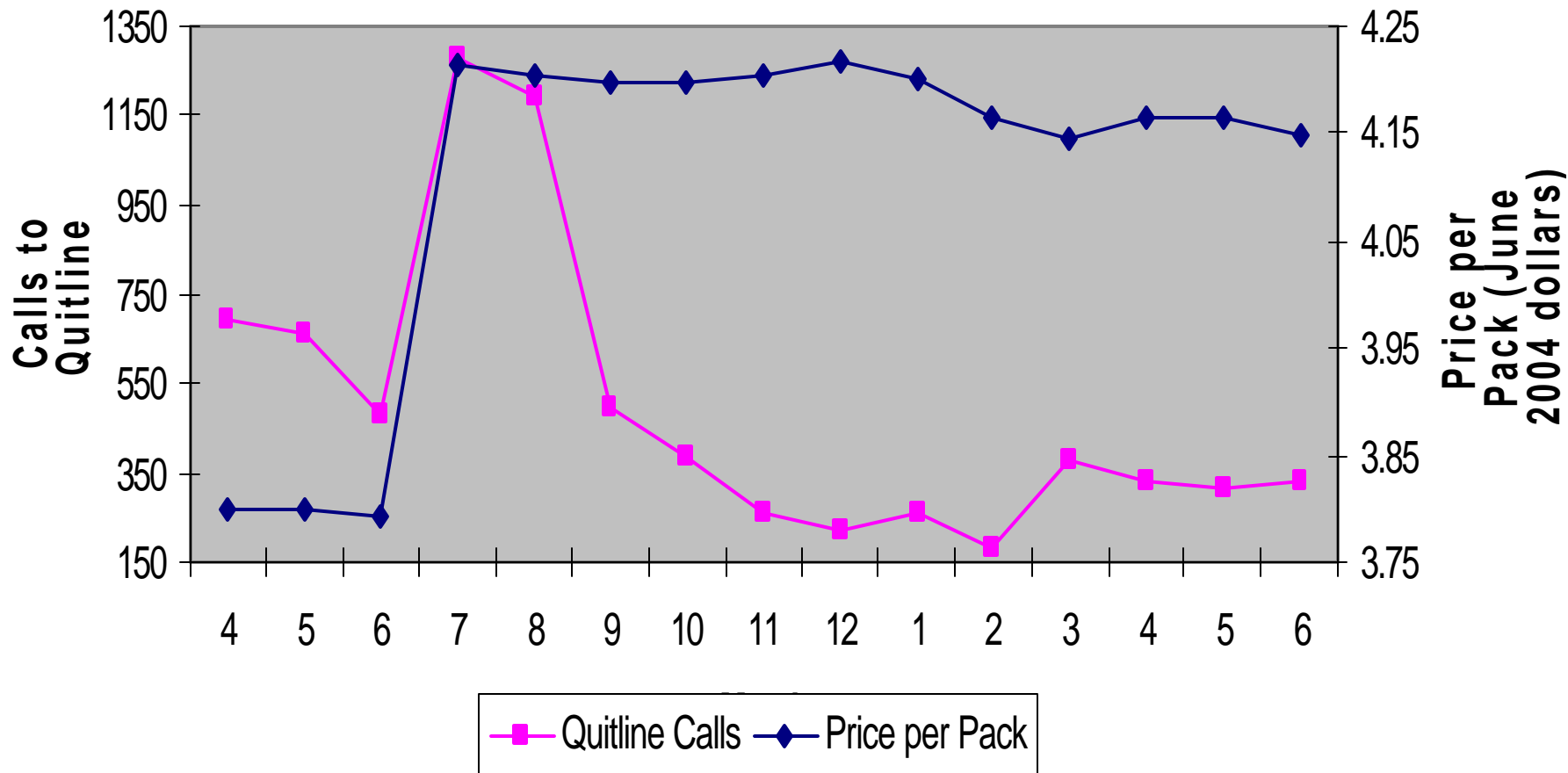
Tobacco Taxes and Tobacco Use

- Higher taxes induce quitting, prevent relapse, reduce consumption and prevent starting.
- Estimates from high-income countries indicate that 10% rise in price reduces overall cigarette consumption by about 4%
- About half of impact of price increases is on smoking prevalence; remainder is on average cigarette consumption among smokers
 - Some evidence of substitution among tobacco products in response to relative price changes

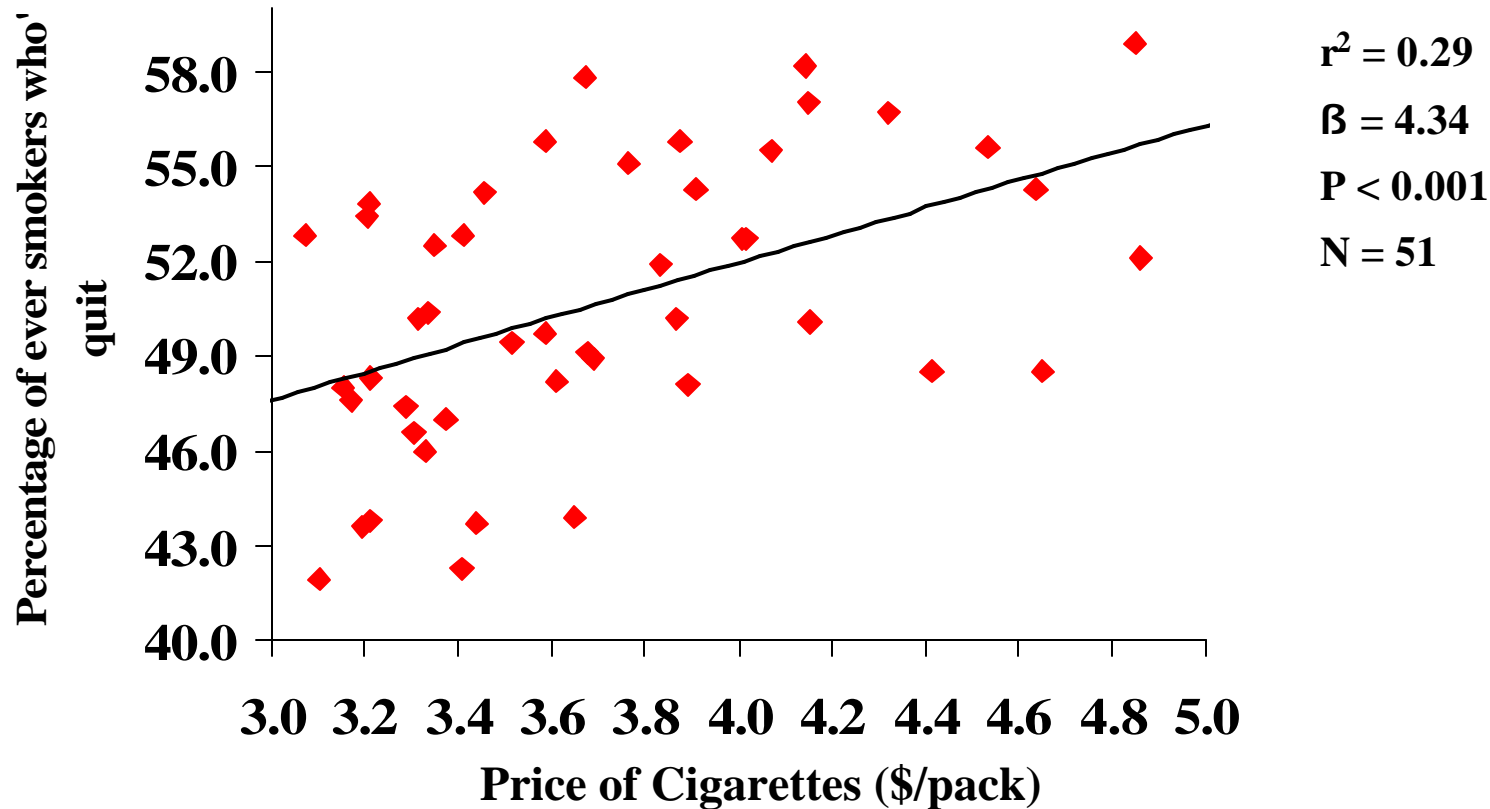
Cigarette Prices and Smoking Cessation

- Growing evidence that higher cigarette prices Induce smoking cessation
 - 10% price increase reduces duration of smoking by about 10%
 - 10% price increase raises probability of cessation attempt by 10-12%
 - 10% price increase raises probability of successful cessation by 1-2%
 - Higher cigarette taxes/prices increase Demand for NRT and cessation services

Cigarette Price and Quitline Calls - Illinois, 2002-2003



Percent of Ever Smokers Who've Quit among Persons ³ 18 Years Old, by Cigarette Price -- 50 US States and the District of Columbia, 2003



Sources: 2003 Tobacco Use Supplement to the Current Population Survey; Tax Burden on Tobacco; compiled by Gary Giovino, RPCI

Lower SES populations are more price responsive

- Economic theory implies greater response to price by lower income persons
- Growing international evidence shows that smoking is most price responsive in lowest income countries
- Evidence from U.S. and U.K. shows that cigarette price increases have greatest impact on smoking among lowest income and least educated populations
 - In U.S., for example, estimates indicate that smoking in households below median income level about four times more responsive to price than those above median income level

Implies tax increases may be progressive

Sources: Farrells et al., 2001; Chaloupka et al., 2006

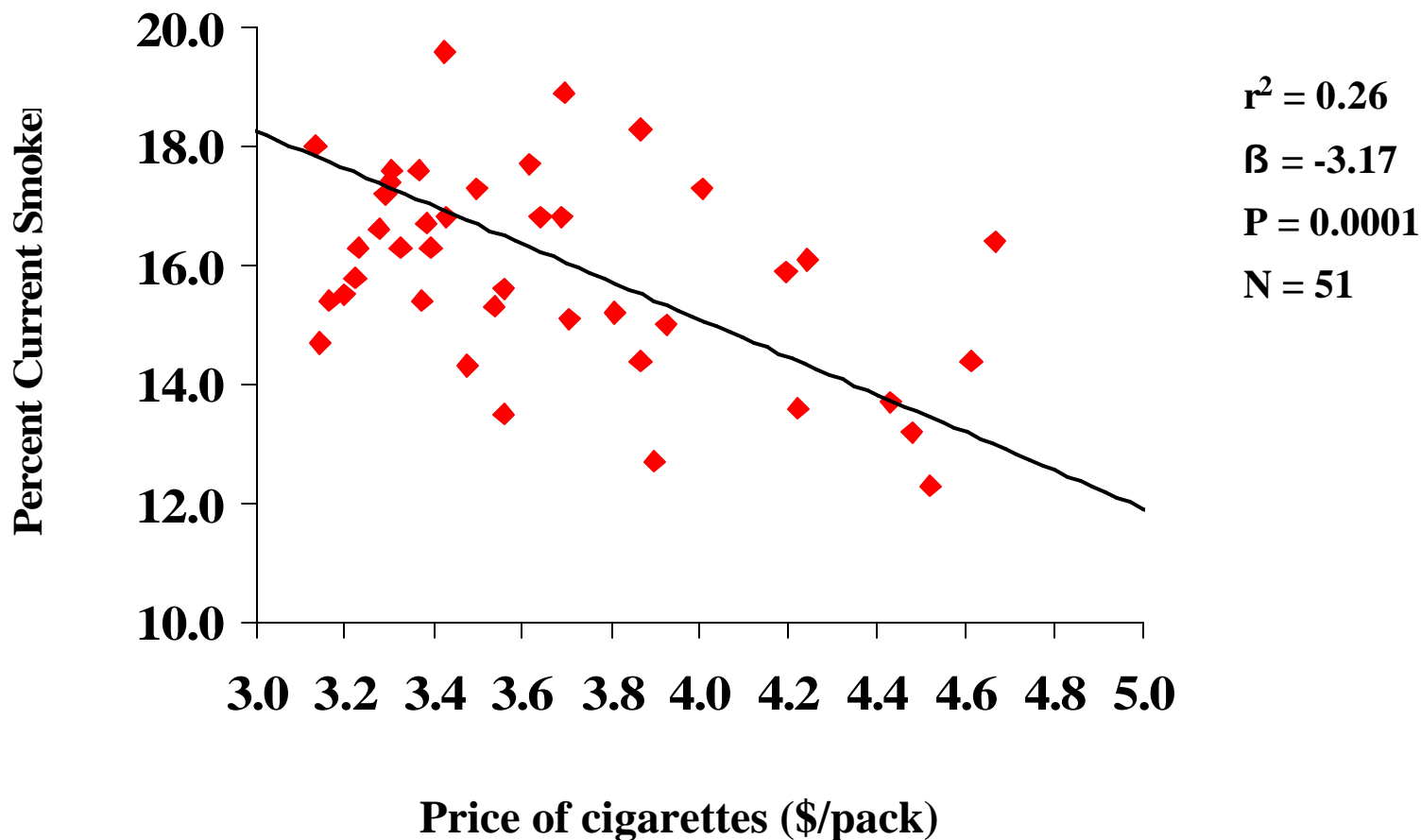
YOUNG PEOPLE MORE RESPONSIVE TO PRICE INCREASES

- Proportion of disposable income youth spends on cigarettes likely to exceed that for adults
- Peer influences much more important for young smokers than for adult smokers
 - recent estimates indicate about 1/3 of overall impact of price on youth accounted for by indirect impact through peers
- Young smokers less addicted than adult smokers
 - Young people tend to discount the future more heavily than adults
- Other spillover effects
 - for example, through parental smoking

Cigarette Prices And Kids

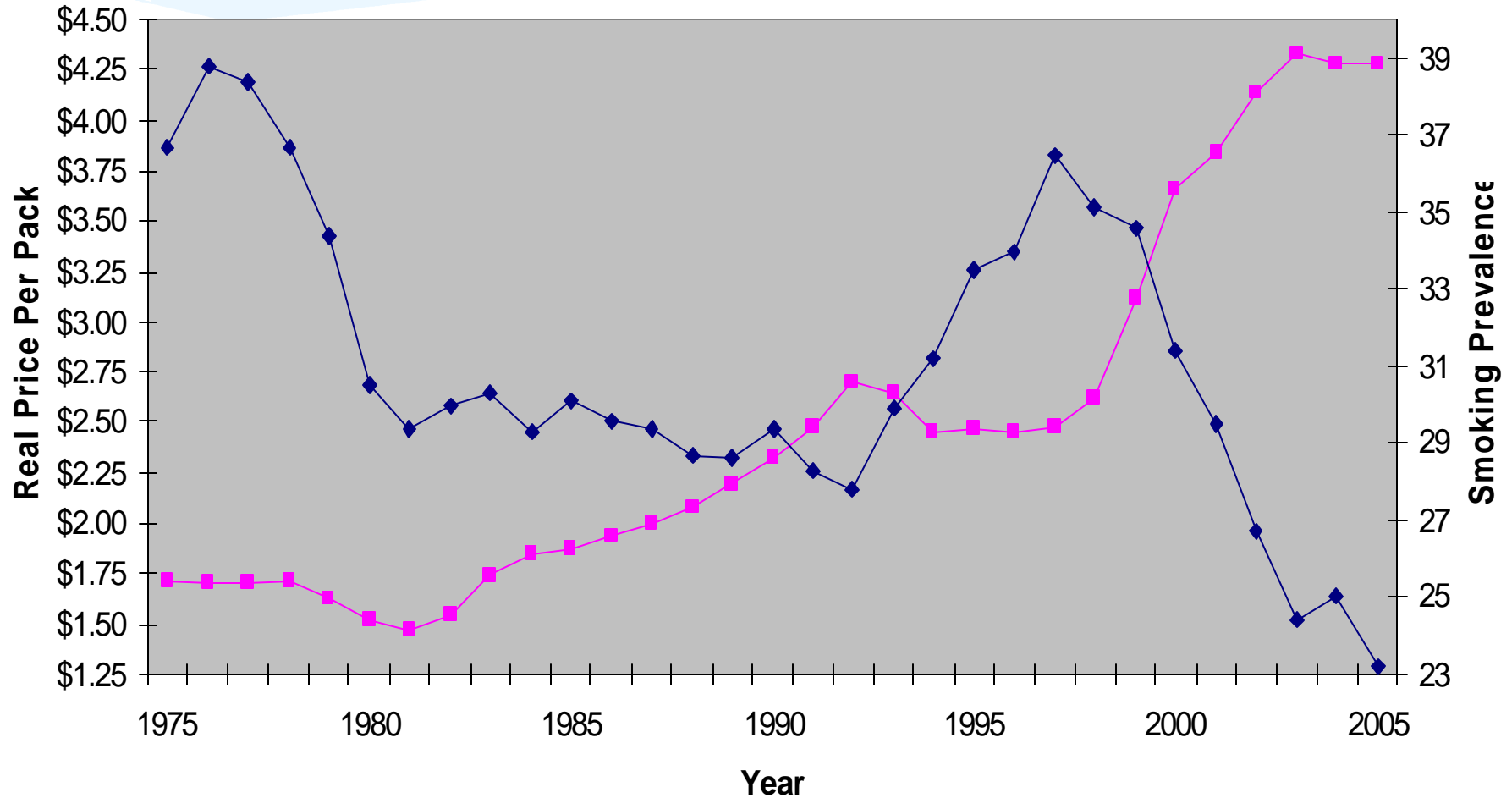
- A 10% increase in price reduces smoking prevalence among youth by nearly 7%
- A 10% increase in price reduces average cigarette consumption among young smokers by over 6%
- Higher cigarette prices significantly reduce teens' probability of becoming daily, addicted smokers; prevent moving to later stages of uptake.
- 10% price increase reduces probability of any initiation by about 3%, but reduces probability of daily smoking by nearly 9% and reduces probability of heavy daily smoking by over 10%

State-specific Estimates of Current Smoking Prevalence Among Persons 12-17 Years Old by Cigarette Price – 2002/2003



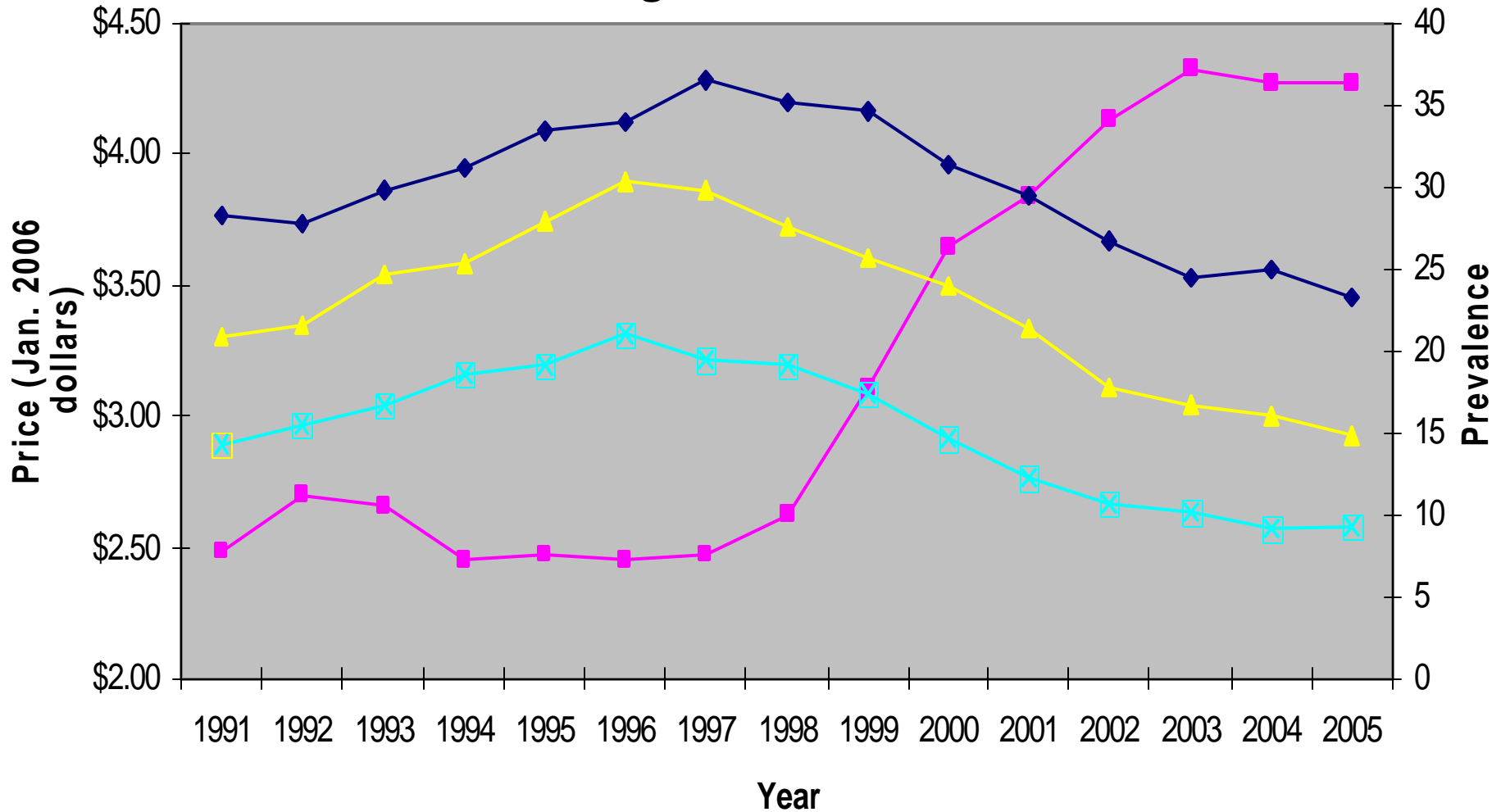
Sources: 2002/2003 National Survey on Drug Use and Health; Tax Burden on Tobacco; compiled by Gary Giovino, RPCI

12th Grade 30 Day Smoking Prevalence and Price



■ Cigarette Price ◆ 30 Day Smoking Prevalence

8th, 10th, and 12th Grade Smoking Prevalence and Cigarette Price



■ Price
 ◆ 12th grade
 ▲ 10th grade
 ⊠ 8th grade

Impact of a Federal Cigarette Tax Increase

Based on these estimate, a \$0.61 per pack increase in the Federal cigarette tax (to \$1.00 per pack) would:

- Reduce cigarette sales by over 1.1 billion packs
- Generate over \$10 billion in new revenues
- Lead over 1.4 million current smokers to quit
 - Prevent almost 1.9 million youth from taking up smoking
 - Prevent over 900,000 premature deaths caused by smoking
 - Generate significant reductions in spending on health care to treat diseases caused by smoking
 - Reduce most state tobacco-related revenues

Tax Increases and Missouri

Based on these estimate, an \$0.80 per pack Increase in the Missouri cigarette tax would:

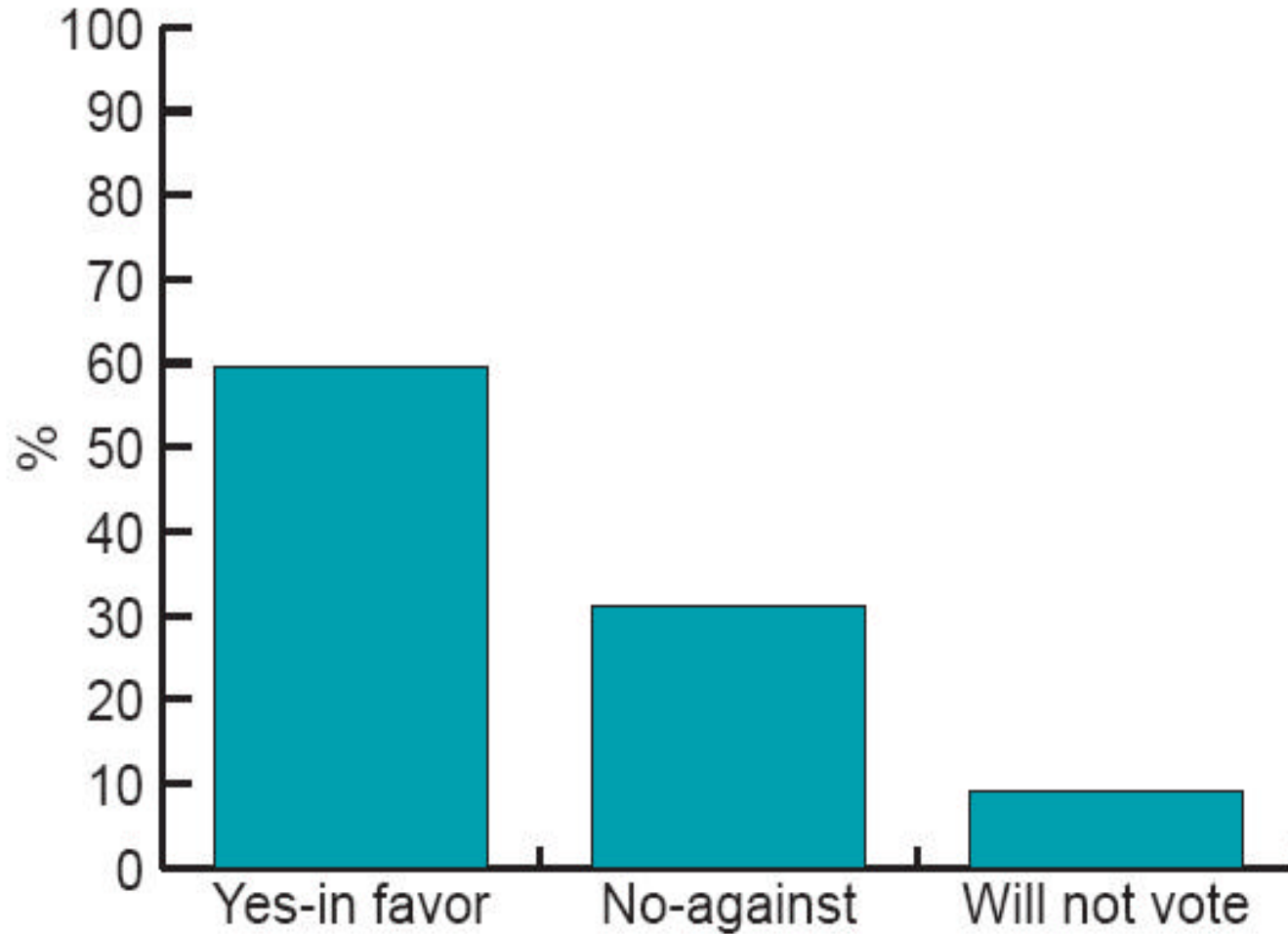
- Reduce cigarette sales by 59.8 million packs
- Generate over \$418 million in new revenues
- Lead almost 56,000 adult smokers to quit
 - Prevent over 75,000 youth from taking up smoking
 - Prevent over 36,000 premature deaths caused by smoking
 - Generate significant reductions in spending on health care to treat smoking attributable diseases

Support for Tobacco Tax Increases

Generally consistent support among voters for tobacco tax increases

- Greater support when revenues dedicated to tobacco control efforts or other health-related activities
- Often supported by large share of smokers, particularly when tied to efforts to prevent youth smoking initiation
- Support tends to be bipartisan
 - Greater support for tobacco tax increases than for other revenue generating measures
 - Support tends to be consistent across demographic and socioeconomic groups
 - Similar findings from recent MO survey by the SLU SPH Center for Tobacco Policy Research

Respondents' support for an increase in Missouri's cigarette excise tax



Source: SLU Center for Tobacco Policy Research, 2006

Reasons for supporting a cigarette tax increase

<i>Reason</i>	<i>n</i>	<i>%</i>
To discourage smoking initiation and increase cessation	257	45.1
Smoking is not healthy	113	19.8
They are against smoking and tobacco use	77	13.5
Personal experiences with tobacco use	66	11.6
Feels those who smoke should be taxed; It is a luxury	47	8.2
To recover the medical expenses associated with tobacco-related health problems	41	7.2
To raise revenue for the state	35	6.1
To pay for educational programs and campaigns to raise awareness	23	4.0
They do not smoke and the tax does not affect them	21	3.7

* Respondents could mention more than one reason.

Source: SLU Center for Tobacco Policy Research, 2006

Reasons for not supporting a cigarette tax increase

<i>Reason</i>	<i>n</i>	<i>%</i>
They or a loved one uses tobacco	68	22.8
Taxes are high enough	46	15.4
It is a regressive tax	42	14.1
Belief that increasing the tax will not impact prevalence rates	38	12.8
People have the right to smoke; it is a personal choice	30	10.1
The tax revenue will not go where it is intended (e.g., distribution of MSA funding)	19	6.4
They are against raising taxes in general	19	6.4
There is too much governmental control; they should not dictate health behaviors	15	5.0
Cigarettes are a legal product	12	4.0
There are other problems that need to be addressed; tobacco is not as big of a problem as other issues	11	3.7

* Respondents could mention more than one reason.

Source: SLU Center for Tobacco Policy Research, 2006

Reasons for not voting at all on a cigarette tax increase

<i>Reason</i>	<i>n</i>	<i>%</i>
People have the right to smoke	16	18.3
They are a loved on uses tobacco	10	11.5
They do not know enough about the potential tax increase	10	11.5
Increasing cigarette taxes does not affect them	8	9.2
They do not vote, are not interested, or not involved	7	8.0
Taxes are high for tobacco; should focus on raising other taxes	4	4.6
There should be less government intrusion in general	4	4.6
They are not sure where the tax money would go	3	3.4
Belief that raising the tax will not impact prevalence rates	2	2.3

* Respondents could mention more than one reason.

Source: SLU Center for Tobacco Policy Research, 2006

Myths About Economic Impact of Tobacco Taxation and Tobacco Control

- Impact on Revenues?
- Impact on Jobs?
- Impact on Tax Evasion/Avoidance?
- Impact on the poor?

Reality is that tobacco control is one of the “best buys” among health and public health interventions

Myths About Economic Impact of Tobacco Taxation and Tobacco Control

- Impact on Revenues?

Myth: Government revenues will fall as cigarette taxes rise, since people buy fewer cigarettes

Truth: Cigarette tax revenues rise with cigarette tax rates, even as consumption declines

- Every significant increase in federal and state cigarette taxes has resulted in a significant increase in cigarette tax revenues

Positive Effect of Tax Increases on Revenues Results from:

Low share of tax in price:

- state taxes account for less than 20% of price
- total taxes account for just over 25% of price
- *Implies that large tax increase will have much smaller impact on price*

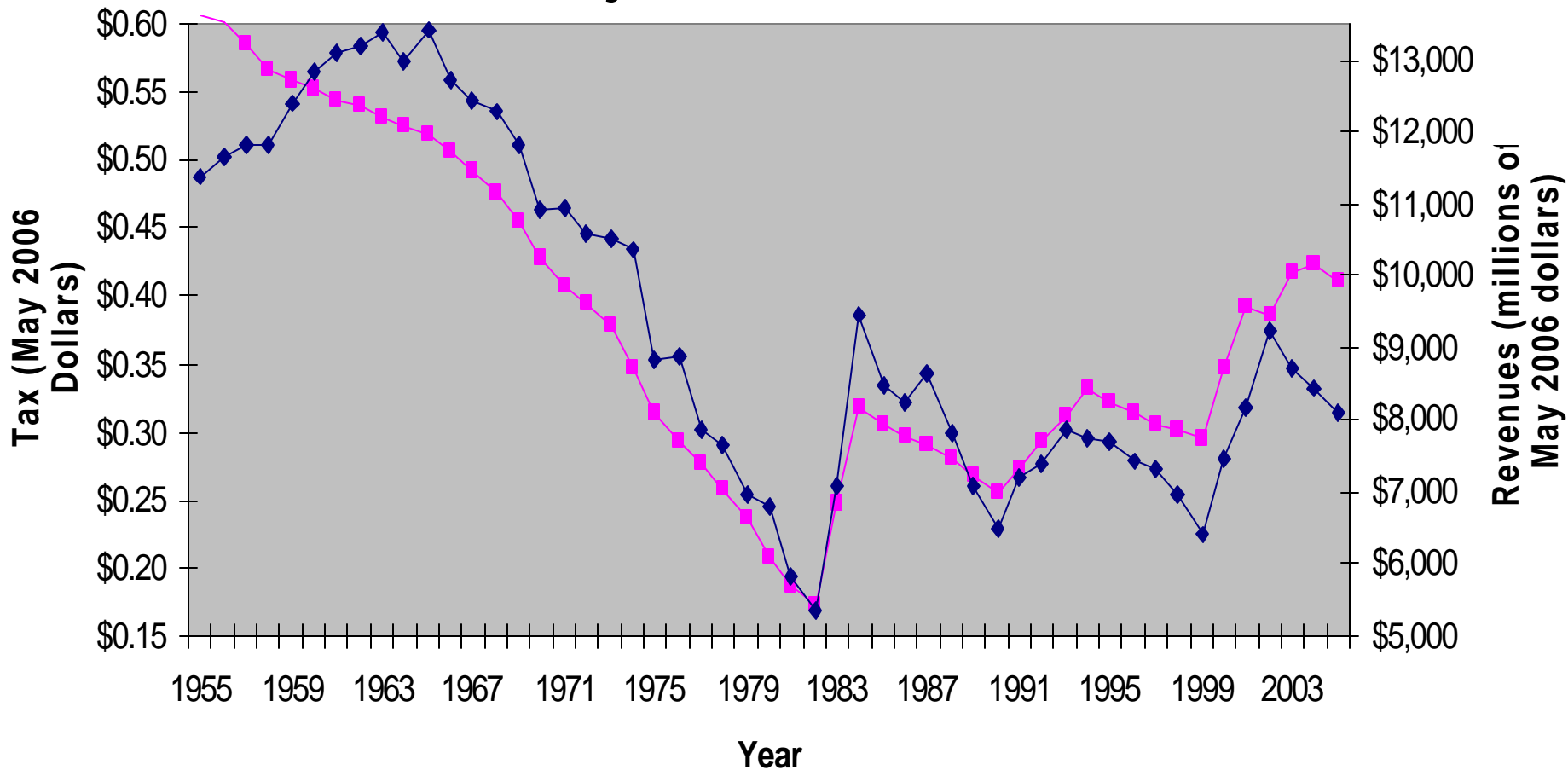
Less than proportionate decline in consumption:

- 10% price increase reduces consumption by 4%

• *Example:*

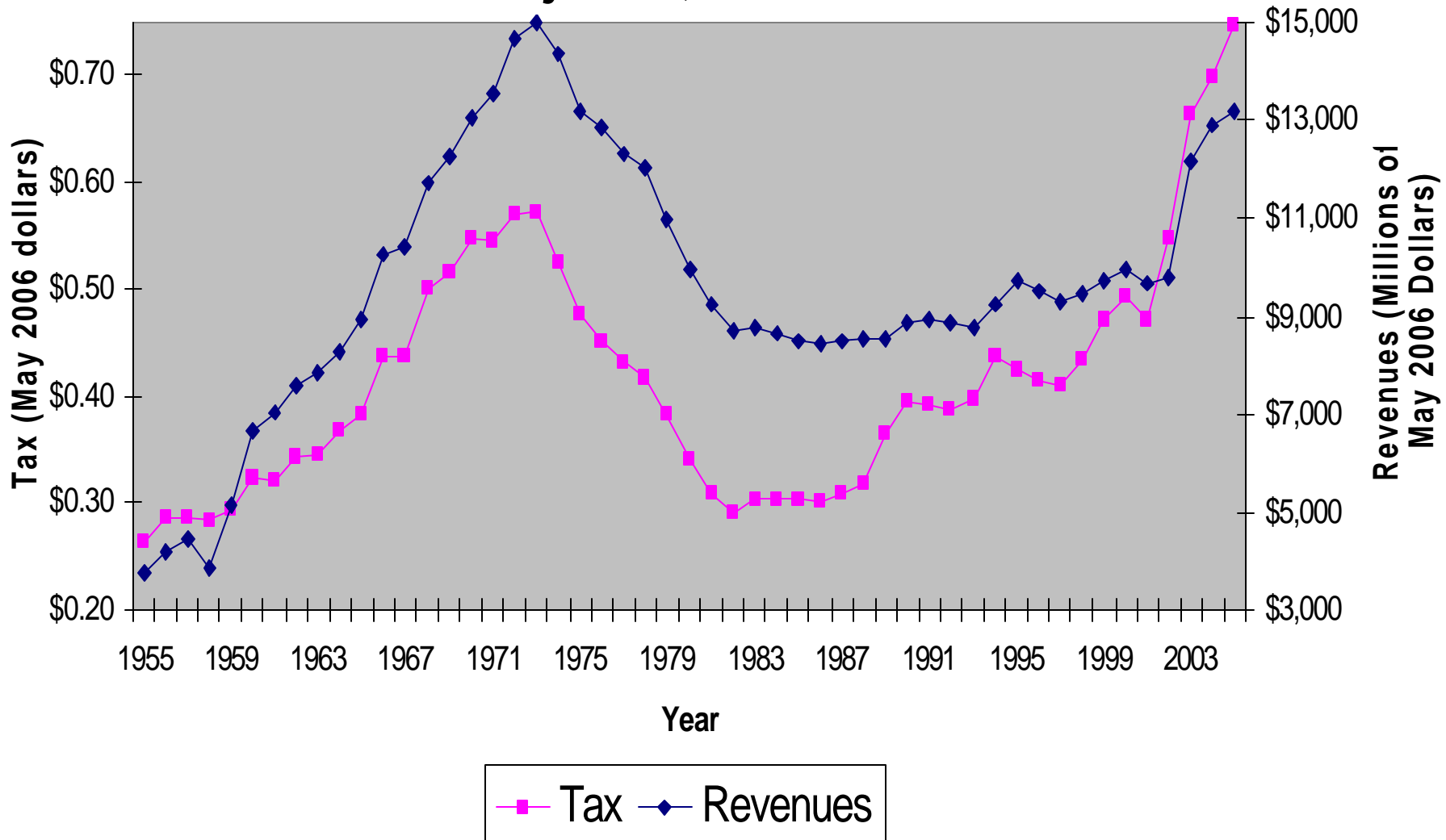
- Price \$4.00, State tax \$1.00
 - Doubling of tax raises price to \$5.00 – 25% increase
 - 25% price increase reduces sales by 10%
 - *90% of original sales at higher tax increases revenues by 80%*

Federal Cigarette Tax and Tax Revenues, Inflation Adjusted, 1955-2005

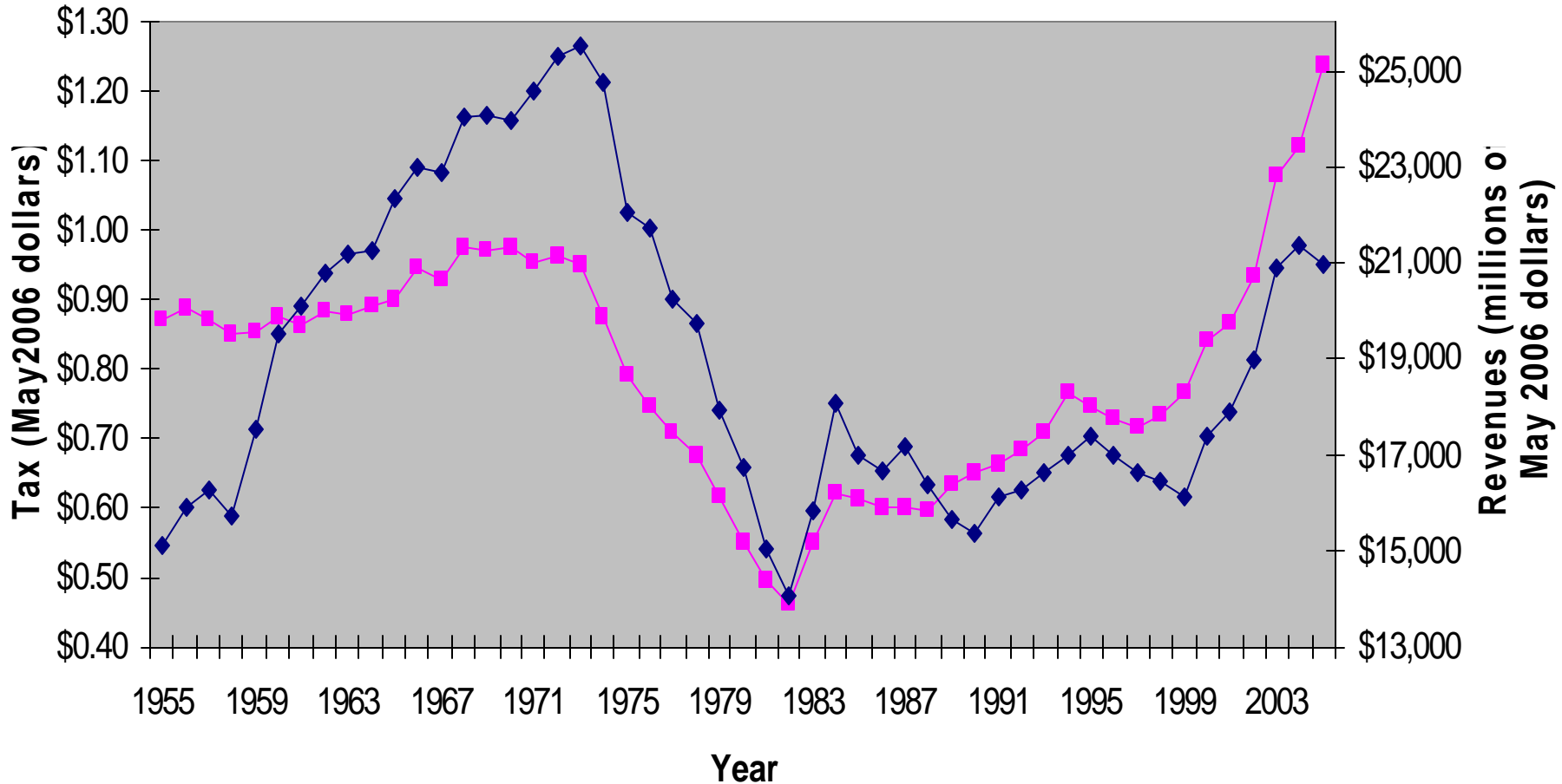


—■— Tax —◆— Revenues

State Cigarette Taxes and Tax Revenues, Inflation Adjusted, 1955-2005

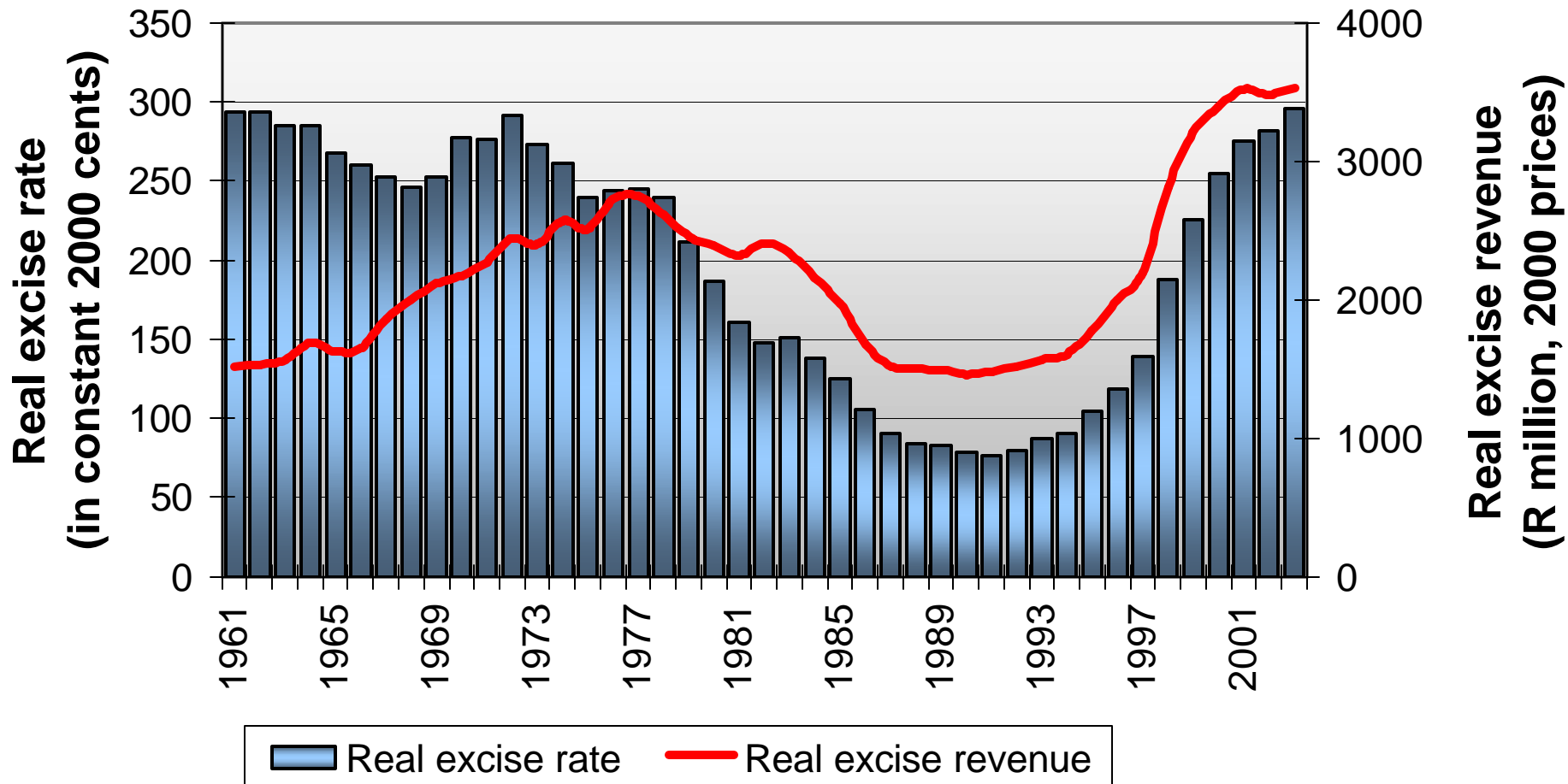


Combined State and Federal Cigarette Taxes and Revenues, Inflation Adjusted, 1955-2005

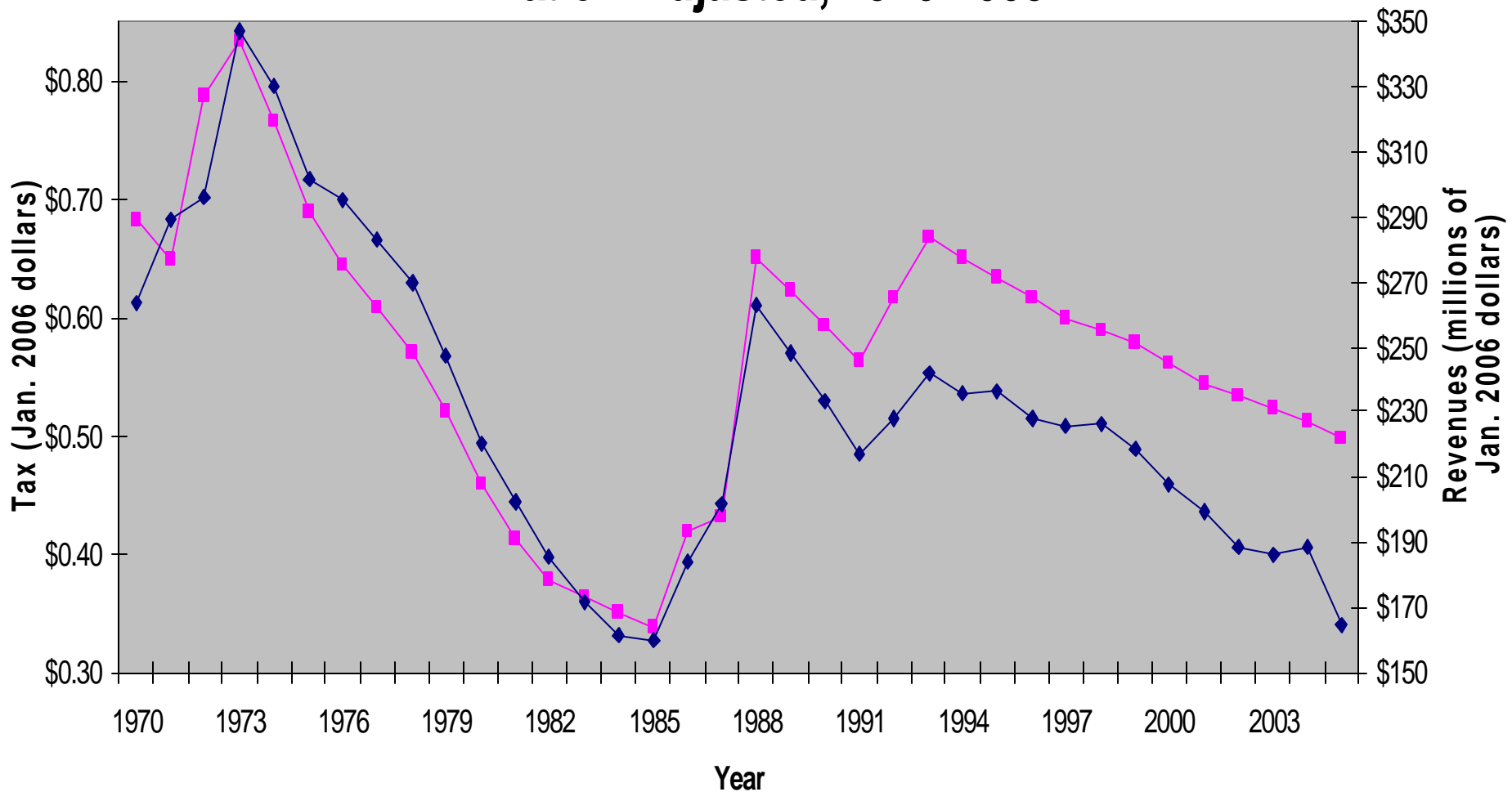


—■— Tax —◆— Revenues

Real cigarette tax rate and real cigarette tax revenue in South Africa 1960-2002

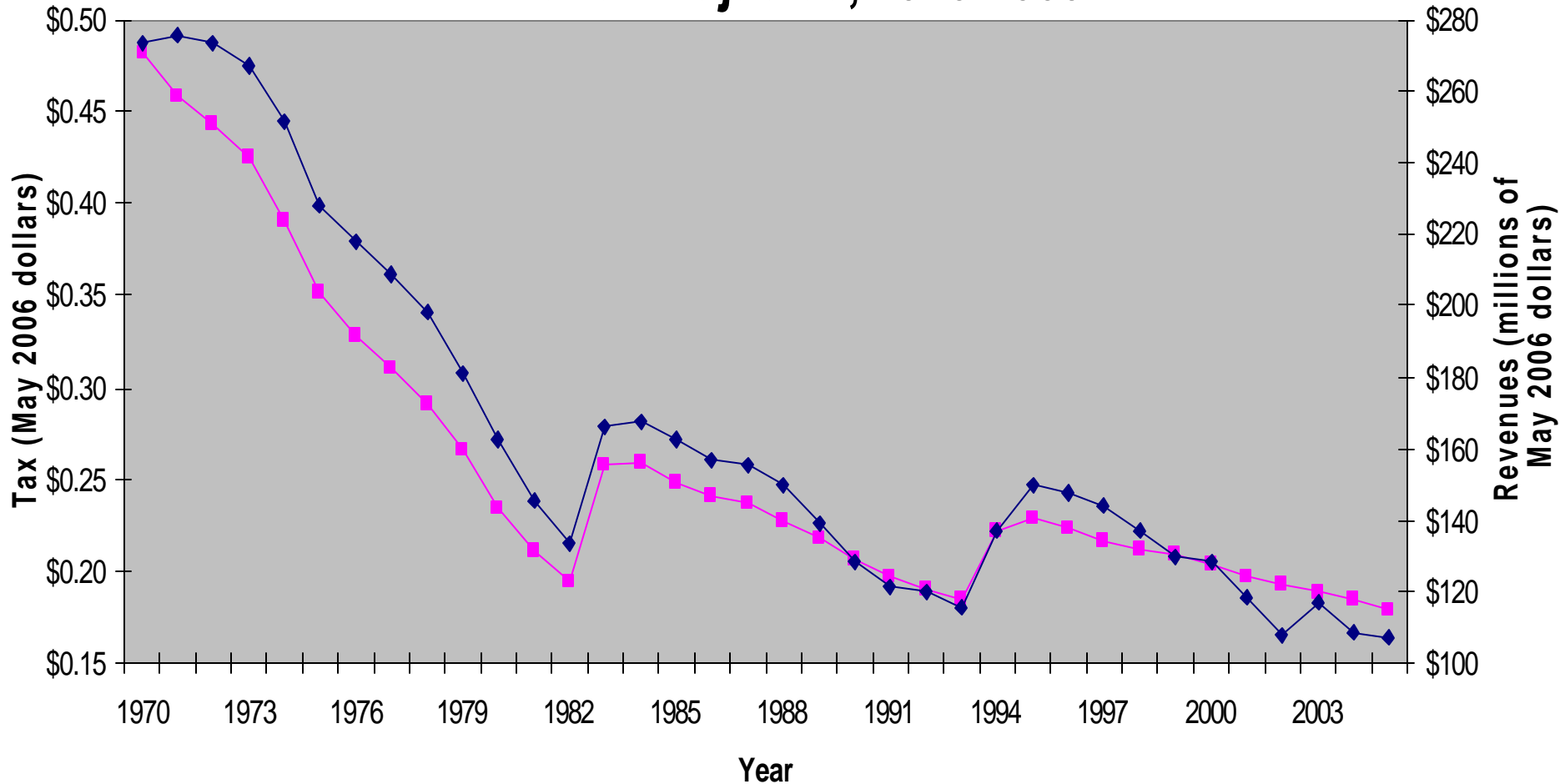


Minnesota Cigarette Tax and Tax Revenues, Inflation Adjusted, 1970-2005



—■— Tax —◆— Revenues

Missouri Cigarette Tax and Tax Revenues, Inflation Adjusted, 1970-2005



—■— Tax —◆— Revenues

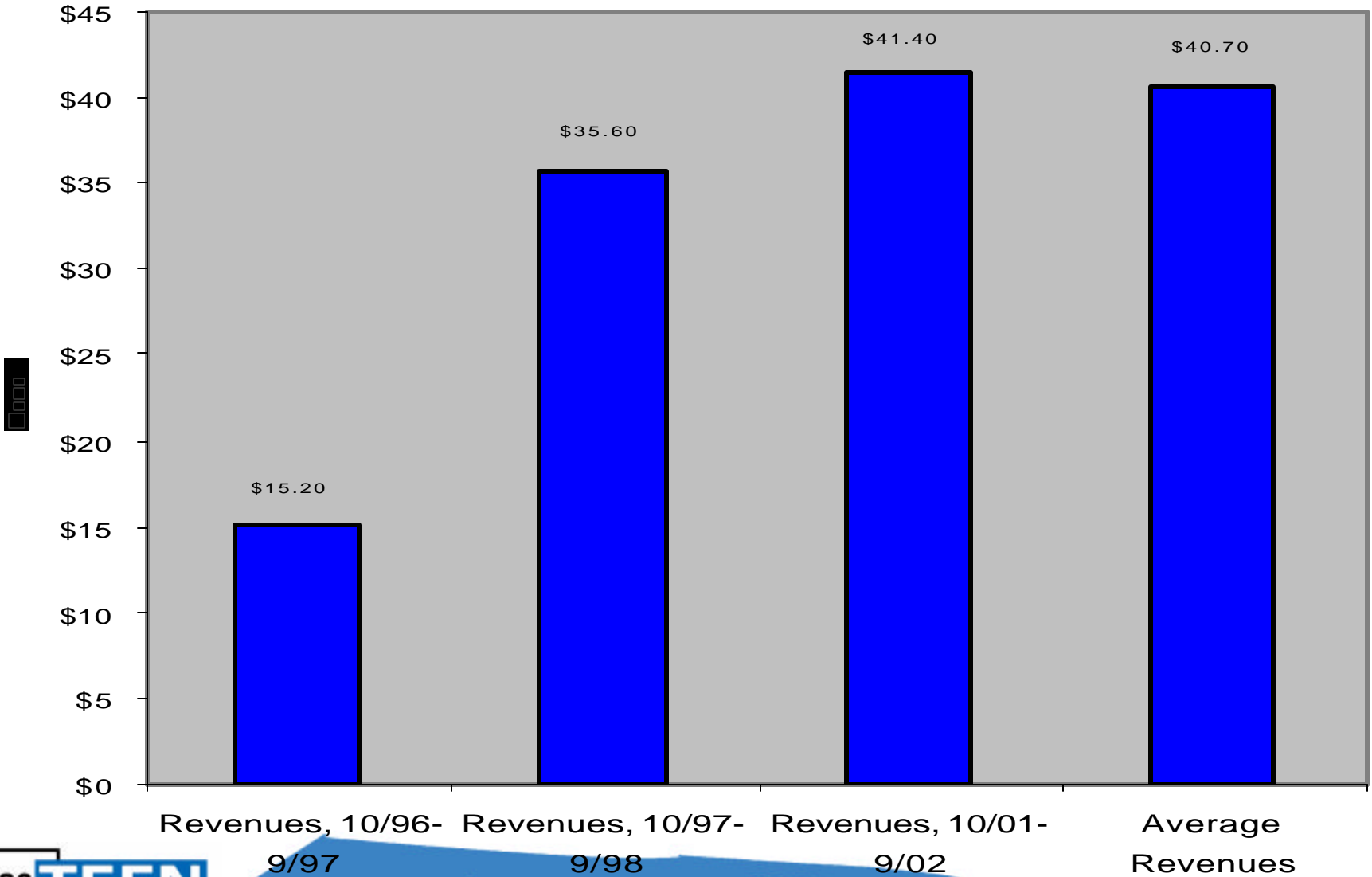
Sustainability of Cigarette Tax Revenues

Some suggest that increases in revenues will not be sustained over time as consumption declines, tax evasion increases

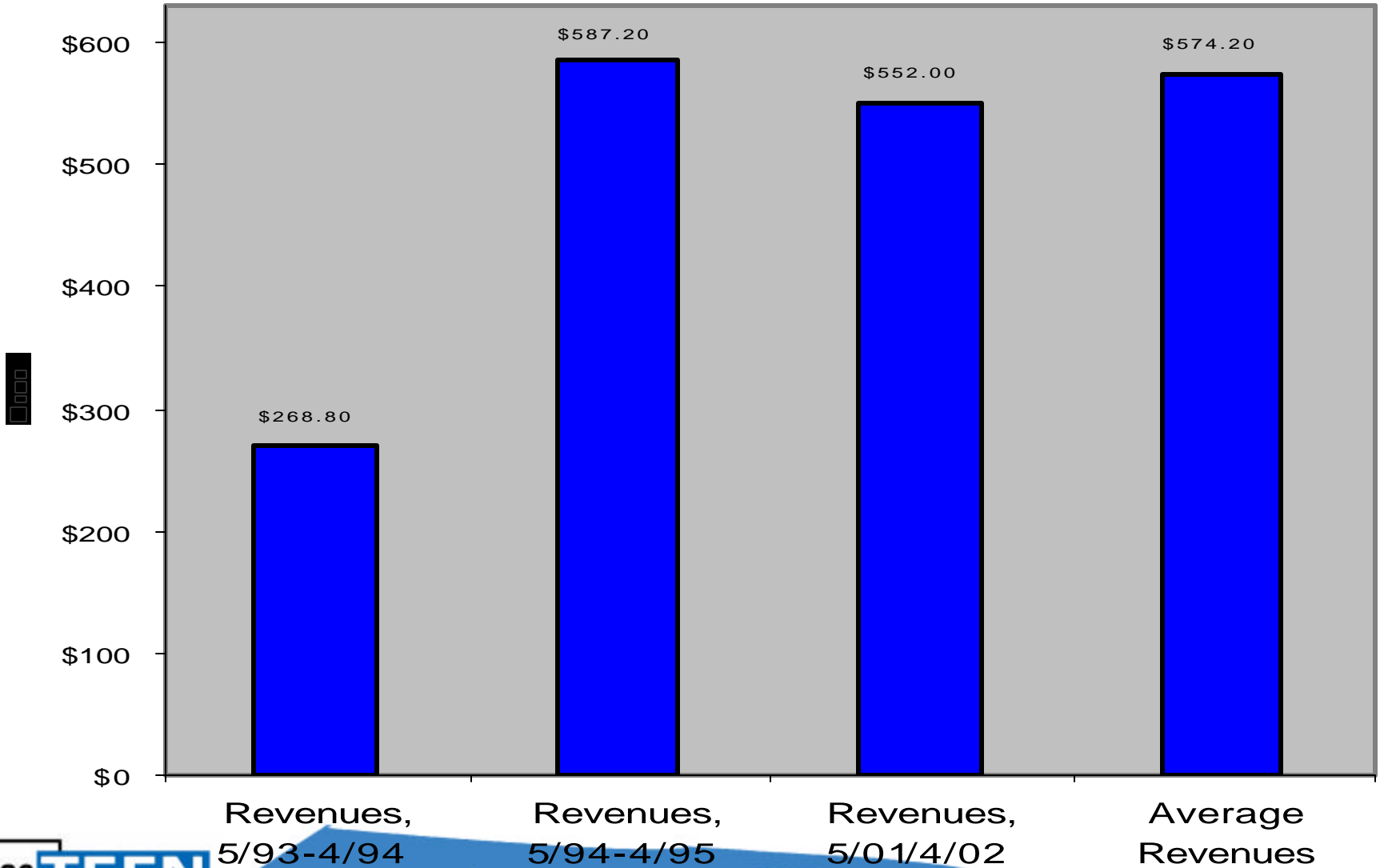
- Looked at significant state tax increases over past 15 years where increase was maintained for at least 5 years
 - Separately for states with major tobacco control programs
- *Conclusions:*
 - All significant state tax increases resulted in significant increases in state tax revenues
 - Nominal increases in revenues sustained over time in states without tobacco control programs
 - Nominal revenues decline over time in states with tobacco control programs, but are significantly higher many years later than prior to tax increase

Cigarette Excise Tax Revenues, Alaska

29 cents to \$1.00, 10/1/97

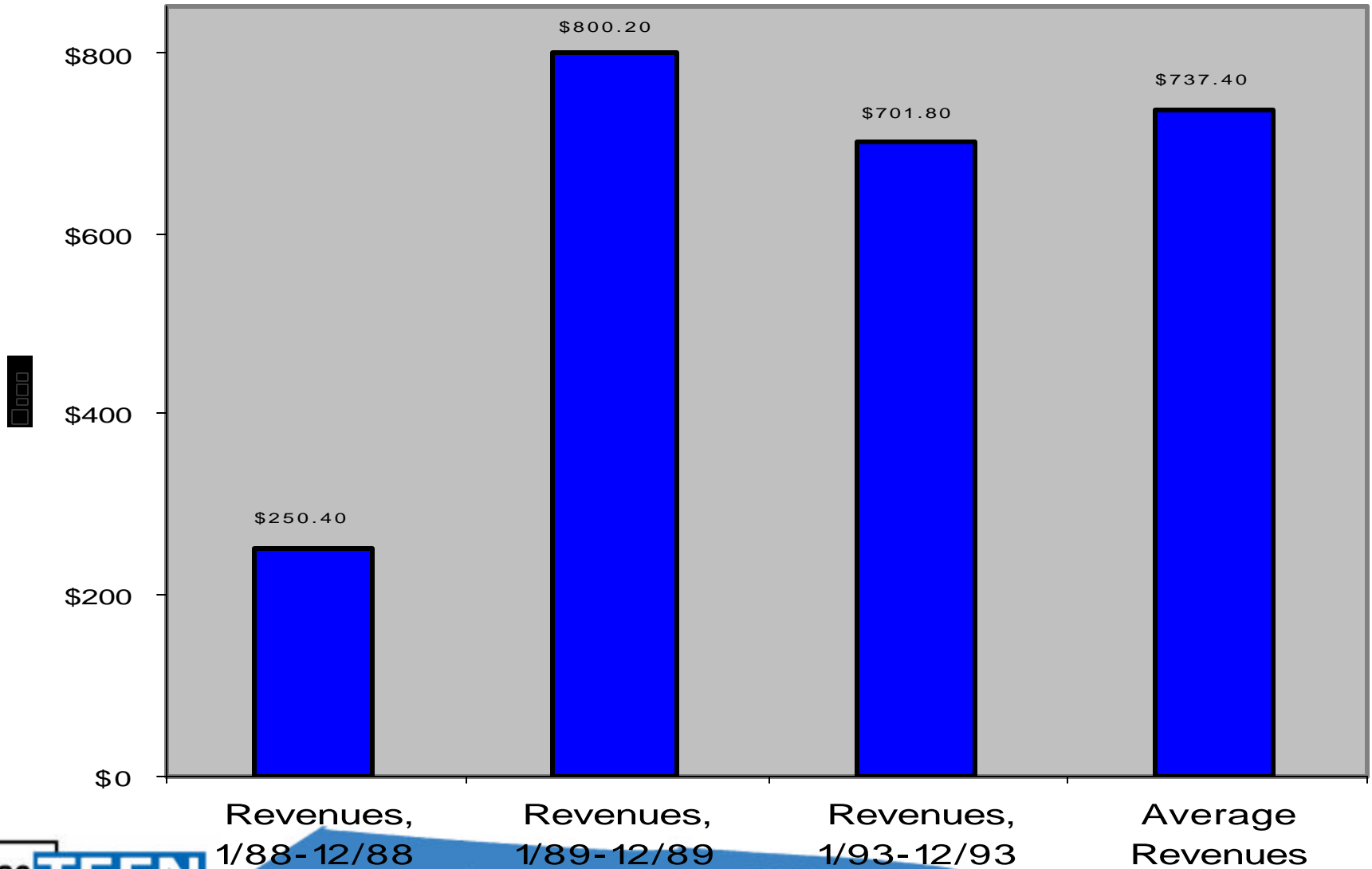


Cigarette Excise Tax Revenues, Michigan 25 cents to 75 cents, 5/1/94



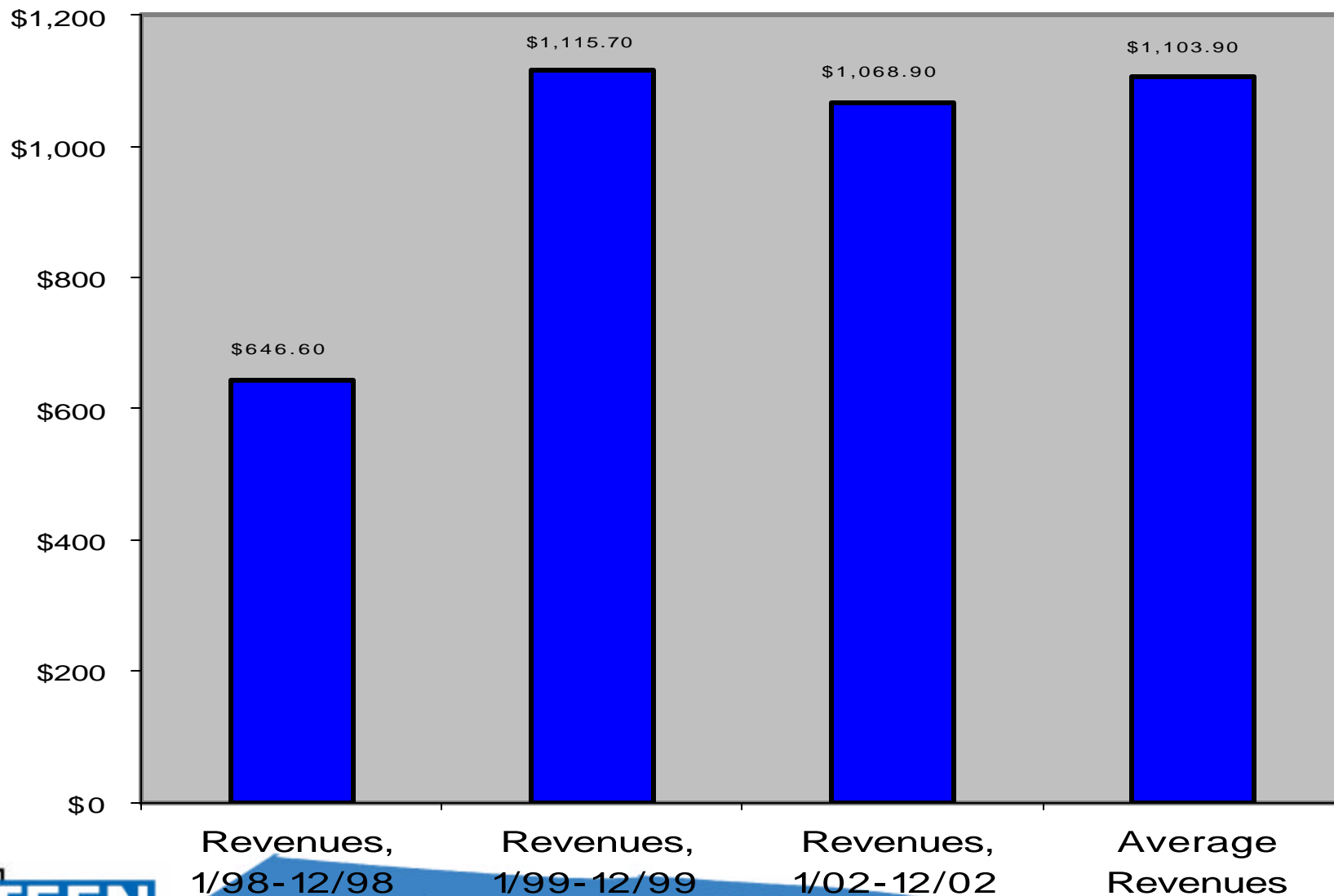
Cigarette Excise Tax Revenues, California

10 cents to 35 cents, 1/1/89



Cigarette Excise Tax Revenues, California

37 cents to 87 cents, 1/1/99



Myths About Economic Impact of Tobacco Taxation and Tobacco Control

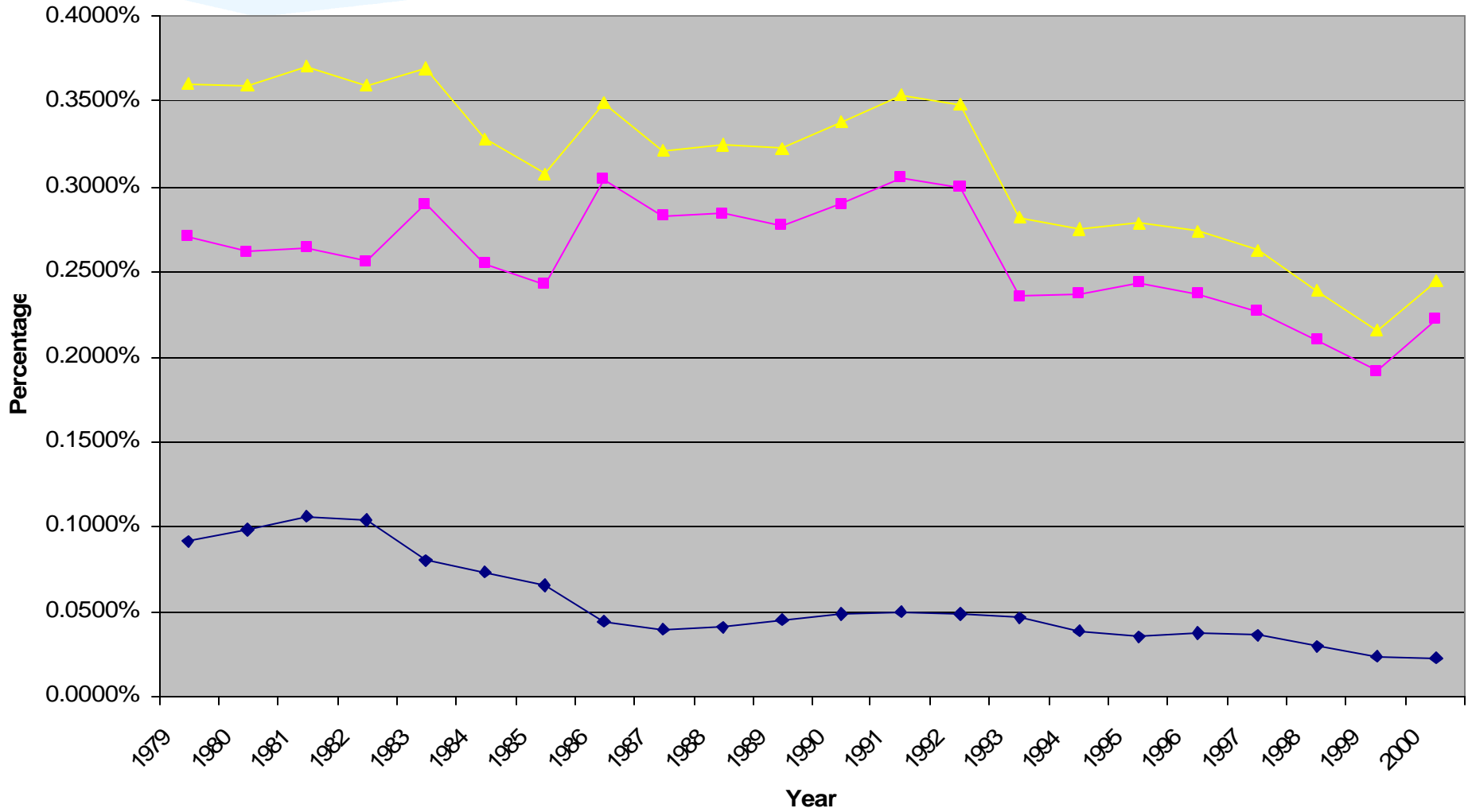
- Impact on Jobs?

Myth: Higher tobacco taxes and tobacco control generally will result in substantial job losses

Truth: Money not spent on tobacco will be spent on other goods and services, creating alternative employment

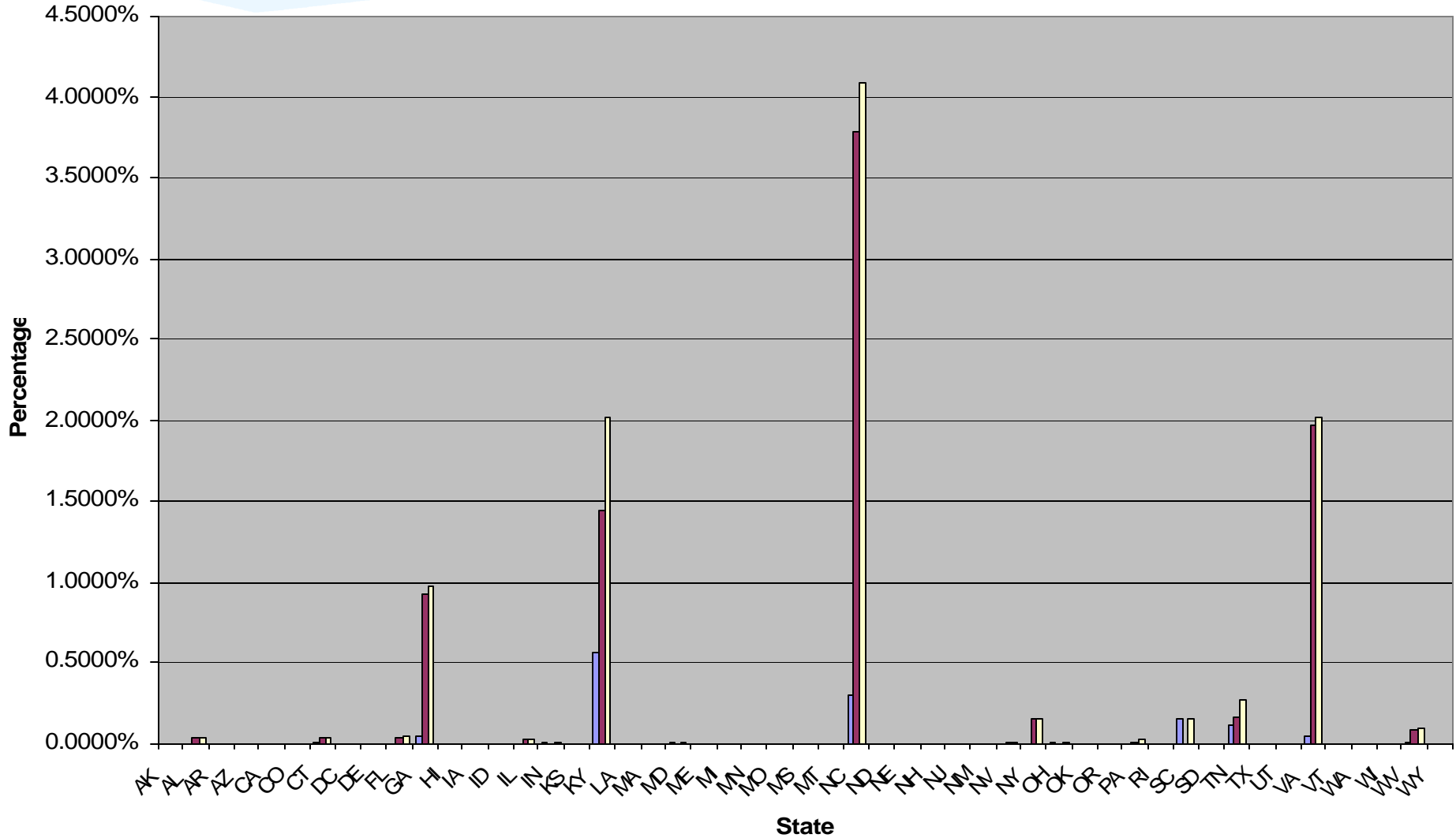
- Presence does not imply dependence
- Many countries/states will see net gains in employment as tobacco consumption falls

Tobacco Farming and Manufacturing as Share of Gross Domestic Product, United States



◆ Tobacco Farming ■ Tobacco Manufacturing ▲ Tobacco Farming and Manufacturing

Tobacco Farming and Manufacturing as Share of Gross State Product, 2000



■ Tobacco Farming
 ■ Tobacco Manufacturing
 ■ Tobacco Farming and Manufacturing



Myths About Economic Impact of Tobacco Taxation and Tobacco Control

- Impact on Jobs?

Warner et al., *JAMA*, 1996; Warner and Fulton, *JAMA*, 1994

- For Michigan (1994 study), overall employment rises as tobacco consumption falls
- For US (1996 study):
 - 8 non-tobacco regions: employment rises as tobacco consumption falls
 - “Tiny” decline in employment in tobacco region as tobacco consumption falls nationally
- Several state specific studies (including NH, VA, MD) find no negative impact on employment from tobacco tax increases or other tobacco control efforts
 - Similar evidence from several other countries

Myths About Economic Impact of Tobacco Taxation and Tobacco Control

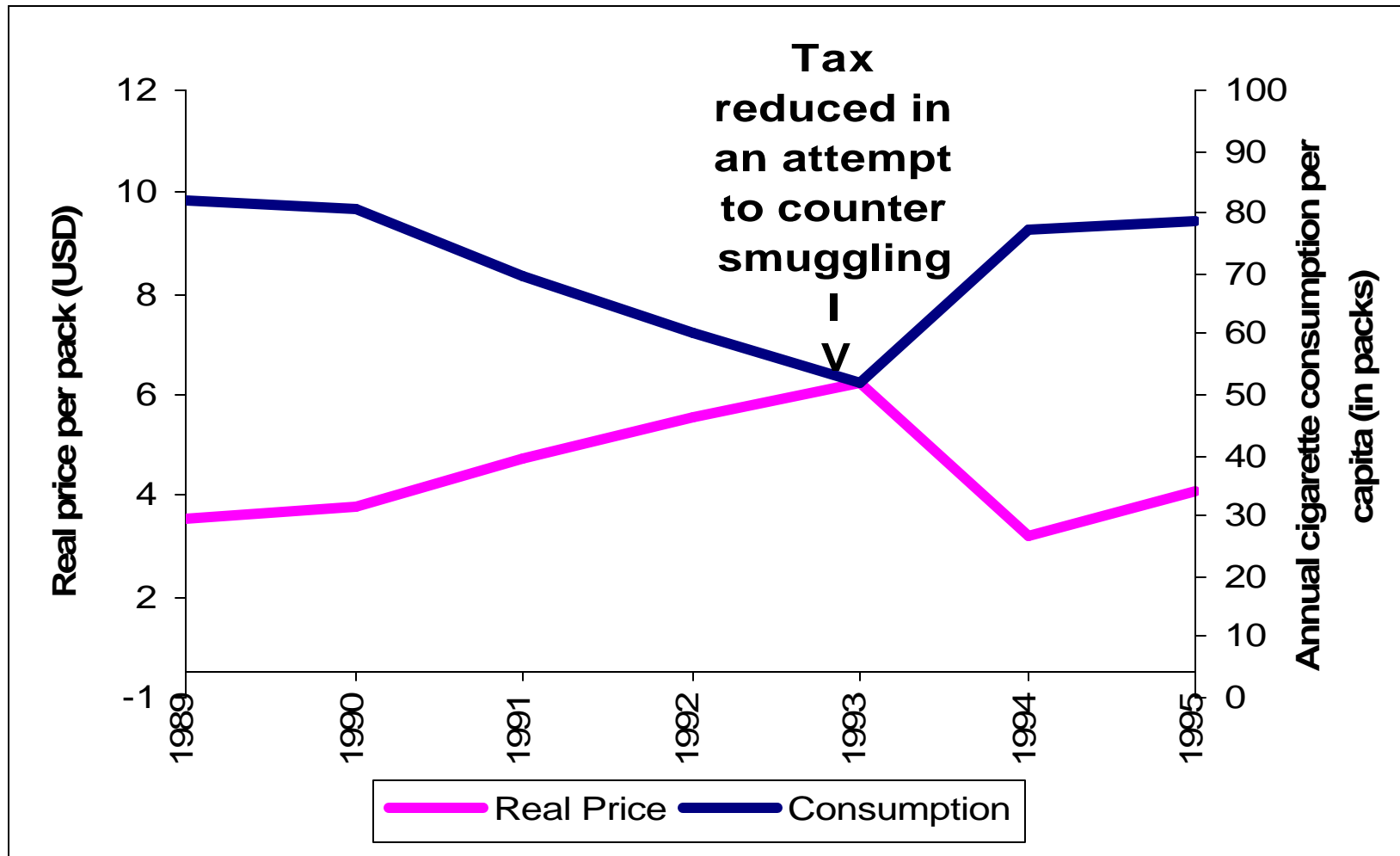
- Impact on Tax Evasion?

Myth: Tax evasion negates the effects of increases in tobacco taxes

Truth: Even in the presence of tax evasion, tax increases reduce consumption and raise revenues

- Extent of tax evasion often overstated
- Other factors important in explaining level of tax evasion
- Effective policies exist to deter tax evasion

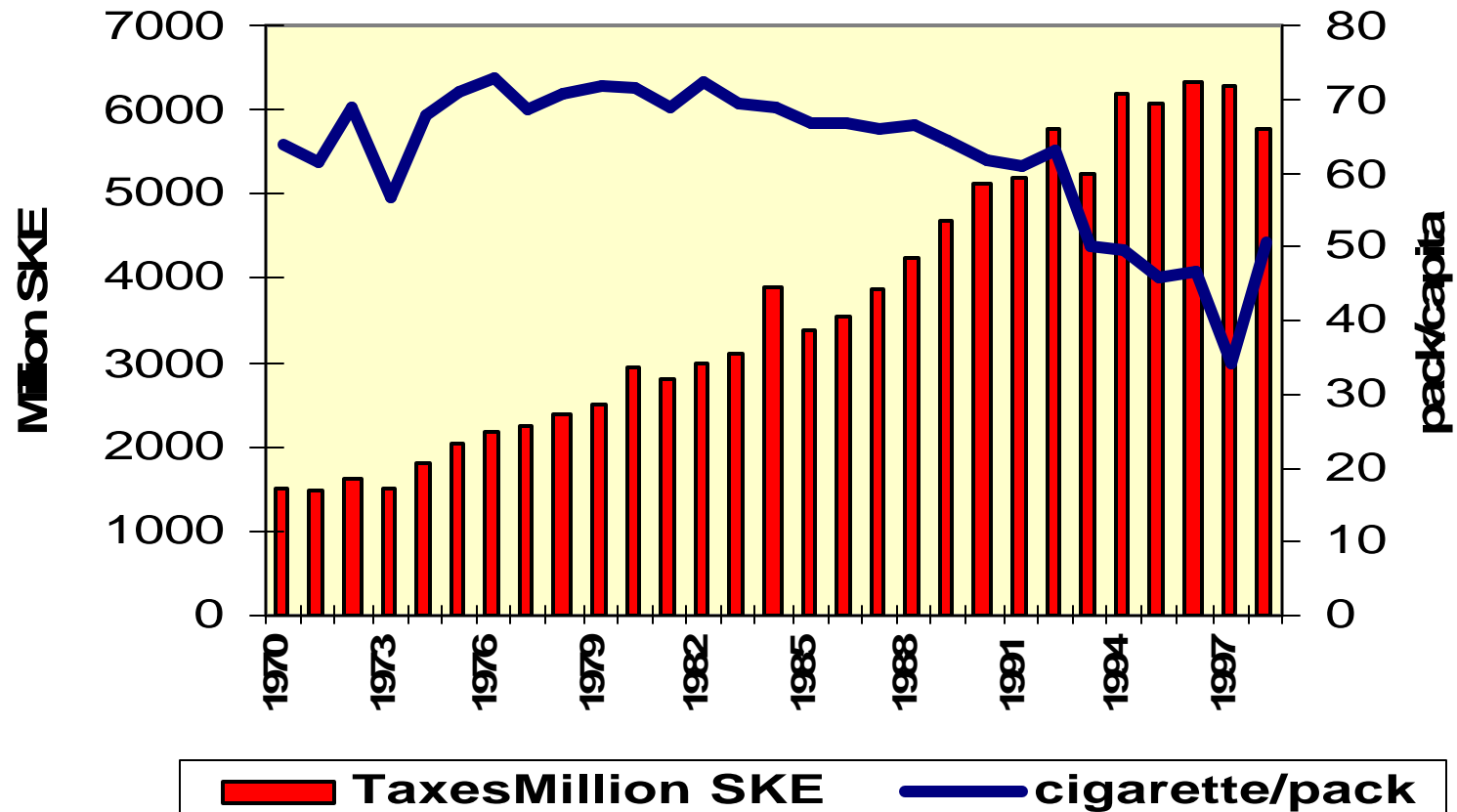
Canada Sharply Reduced Taxes in 1993



Source: World Bank, 2003

Sweden Reduced Cigarette Taxes by 17% in 1998

Cigarette Tax Revenue and Consumption in Sweden, 1970-1998



Source: World Bank, 2003

Myths About Economic Impact of Tobacco Taxation and Tobacco Control

- Extent of Tax Evasion?

International Tobacco Control Policy Evaluation Study

- Longitudinal cohort study of smokers in many countries
 - Original 4-country study focused on US, UK, Canada and Australia
 - Added Ireland, Malaysia, Thailand, China, Korea; others in preparation/planning
- Approximately 2,000 smokers surveyed in each country in each wave
 - Detailed information collected on smoking behavior and variety of related issues
 - Cigarette purchase patterns/sources

Extent of Tax Evasion?

Last Purchase:

Source	Wave 1	Wave 2
Reservation	3.0%	3.4%
Duty Free	0.5%	0.1%
Other State	0.4%	0.2%
Military Base	0.7%	1.1%
Toll-Free	0.0%	0.2%
Internet	0.6%	1.3%
Independent	0.1%	0.0%
Any	5.3%	6.3%

Source: Hyland et al., in press

Extent of Tax Evasion?

Any Purchase in past 6 months:

Source	Wave 1	Wave 2
Reservation	2.3%	2.5%
Duty Free	0.7%	0.2%
Other State	0.8%	0.9%
Military Base	0.4%	0.4%
Toll-Free	1.2%	1.8%
Mail	1.7%	2.3%
Internet	1.4%	3.7%
Independent	2.1%	2.3%
Any	8.4%	10.5%

Source: Hyland et al., in press

Efforts to Curb Tax Evasion

- Many focused on Internet, phone and mail order sales:
 - Outright ban on direct sales (e.g. New York state policy)
 - Major shipping companies (e.g. UPS, Federal Express) agree not to ship cigarettes to consumers
 - USPS hasn't established similar policy
 - Major credit card companies agree to ban use of credit cards for direct cigarette purchases
 - States apply Jenkins Act to identify direct purchasers and to collect taxes due
 - Promising approach based on early data from several states

Efforts to Curb Tax Evasion

- Reservation sales similar focus in some states
 - Some states (e.g. MN) impose tax on reservation sales with refund to reservation residents
 - Other states (e.g. WA) enter into “compacts” with tribes that result in comparable taxes imposed on reservation sales with most/all of revenues kept by tribe
 - Others apply different tax stamps for cigarettes sold to residents and non-residents of reservations
 - Quota for expected resident consumption

Efforts to Curb Tax Evasion

- High-Tech Efforts
 - Adoption of sophisticated tax stamps
 - Harder to counterfeit
 - Contain information allowing better tracking of cigarettes through distribution channels
 - Easier to implement enforcement actions
 - California:
 - Adopted 2002; fully implemented 2005
 - Coupled with better licensing standards
 - Can be examined with hand-held scanners
 - Thousands of compliance checks, hundreds of citations
 - Generated over \$124 million in revenues during 20 month period (mid-2004 through late 2005)

Myths About Economic Impact of Tobacco Taxation and Tobacco Control

- Regressivity?

Myth: Cigarette tax increases will negatively impact on the lowest income populations

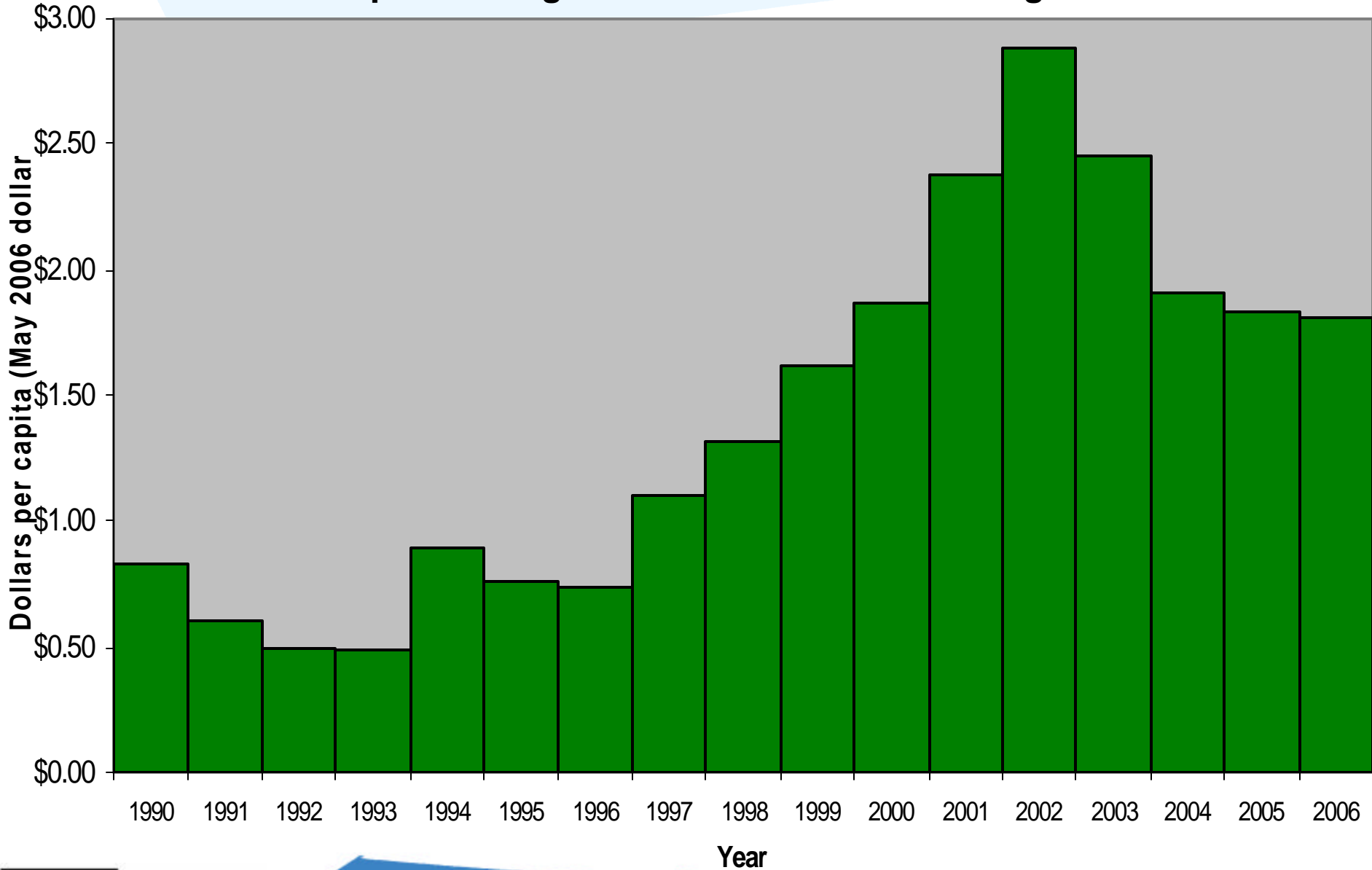
Truth: Poor smokers bear disproportionate share of health consequences from smoking and are more responsive to price increases

- Should consider progressivity or regressivity of overall fiscal system
- Negative impact can be offset by use of new tax revenues to support programs targeting lowest income population or protect funding for current programs

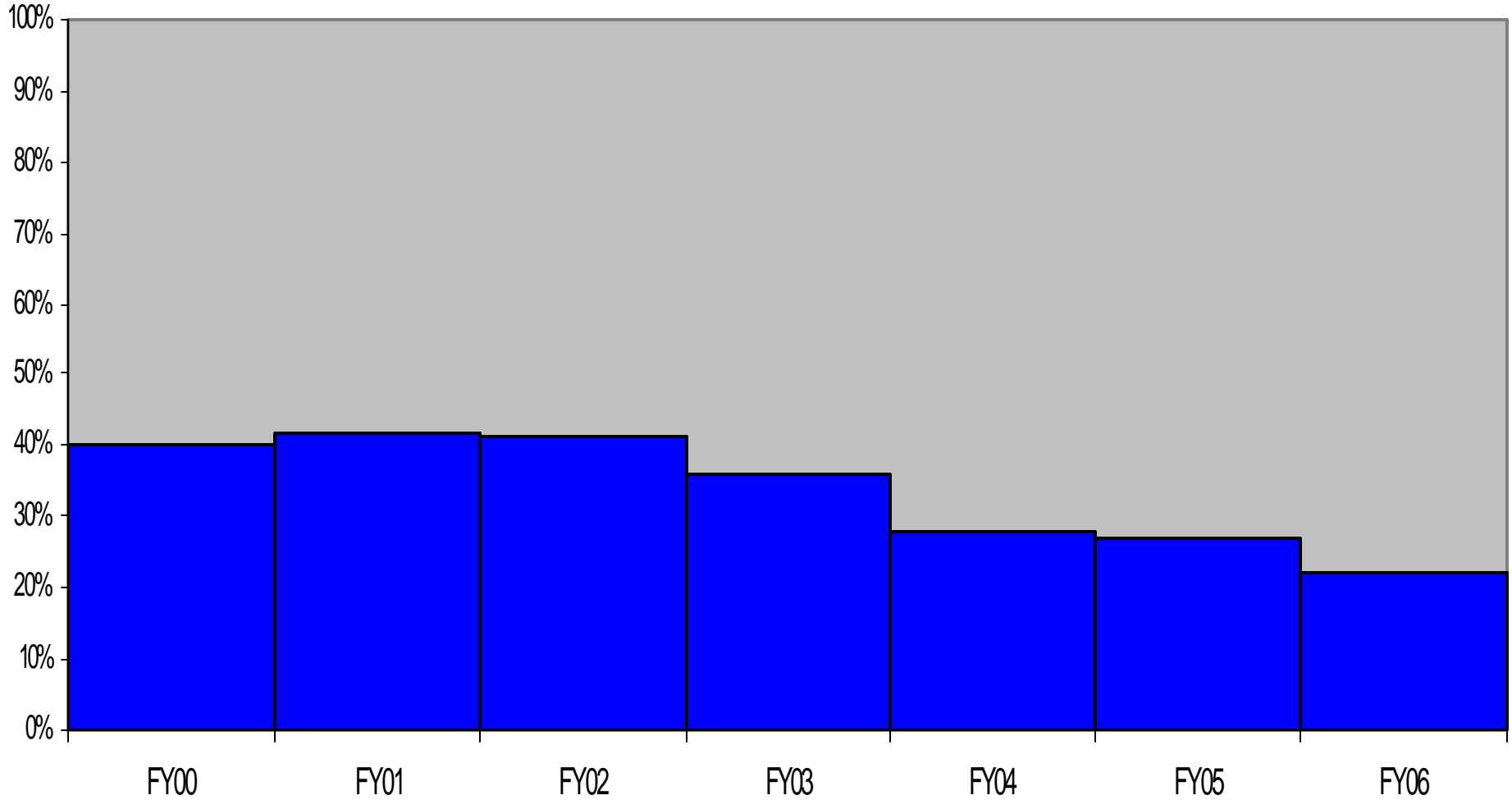
Earmarked Tobacco Taxes

- Many states earmark tobacco tax revenues for comprehensive tobacco control programs
 - CA – 1989 and 1999 ballot initiatives
 - MA – 1993 ballot initiative
 - Several others since
- Others devote portion of MSA or other settlement revenues to comprehensive programs
- Comprehensive programs support a variety of activities:
 - Anti-smoking advertising
 - Quitlines and other cessation support
 - School based prevention programs
 - Community-based cessation and prevention efforts
 - Much more
- These activities can add to the impact of tax increases in promoting cessation and preventing initiation

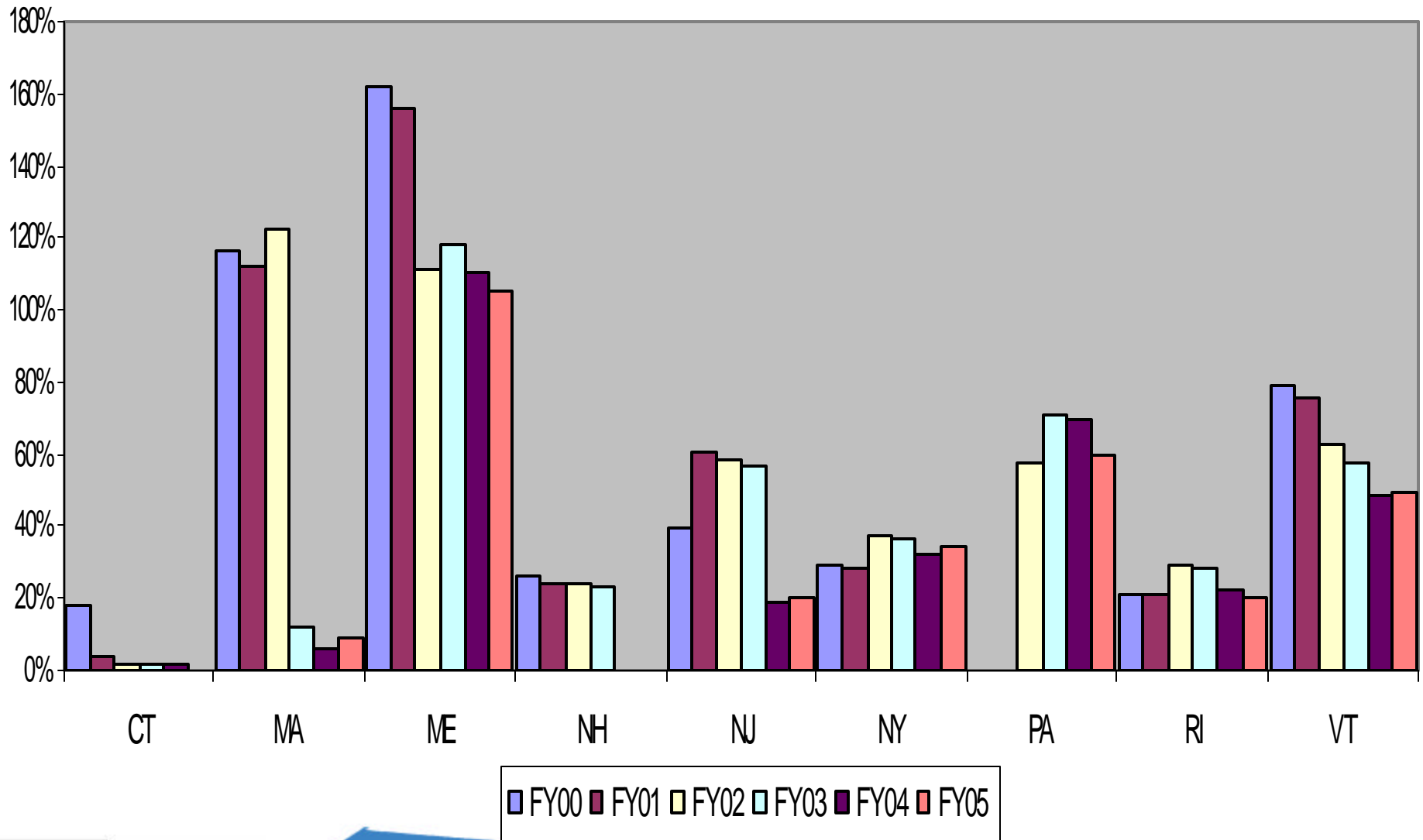
Per Capita Funding for State Tobacco Control Programs



State Tobacco Control Funding as Percentage of CDC Recommended Minimum, FY00-FY06

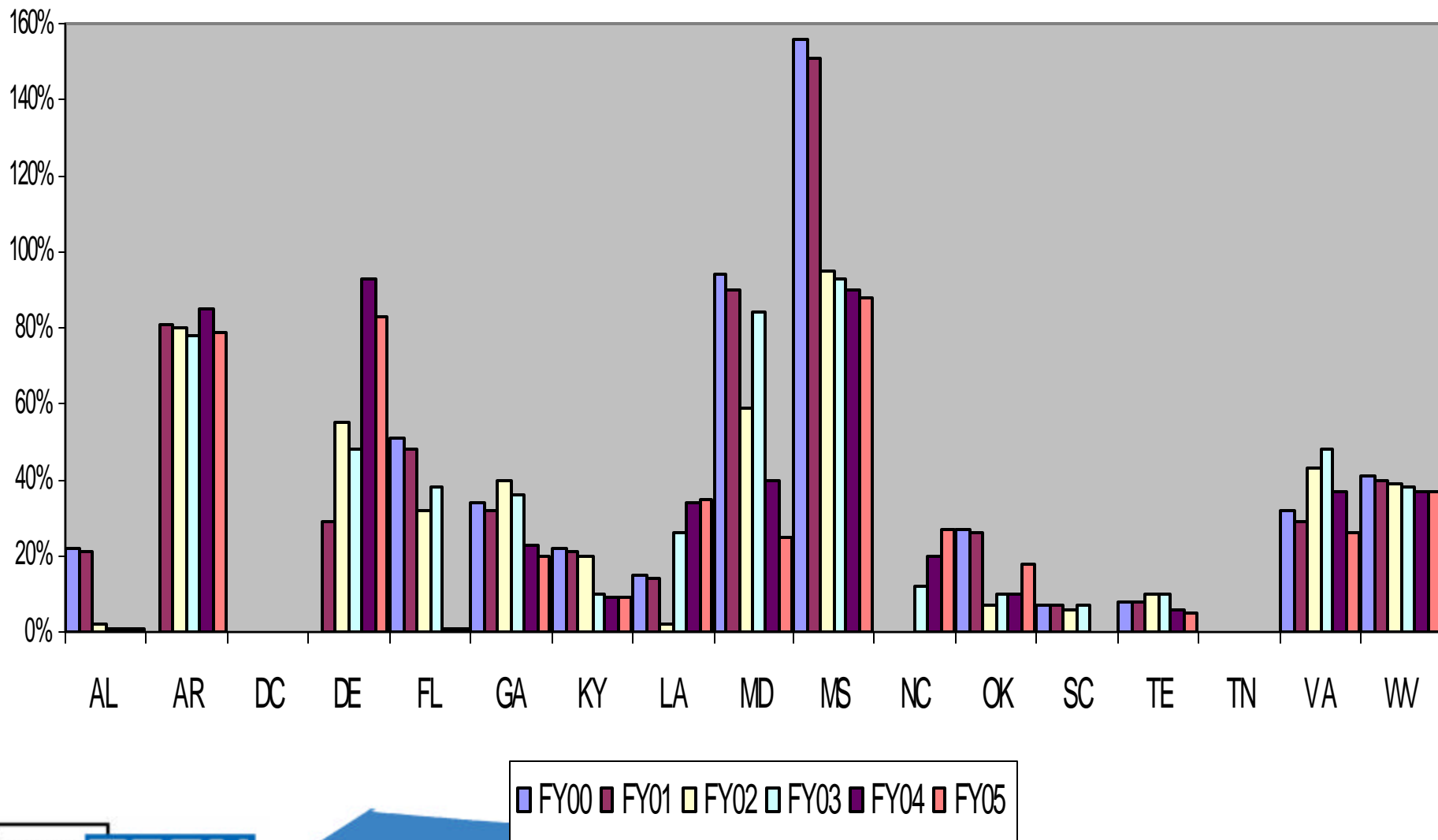


State Tobacco Control Program Funding as Percentage of CDC Minimum Recommended Level, FY00-FY05, Northeast Region



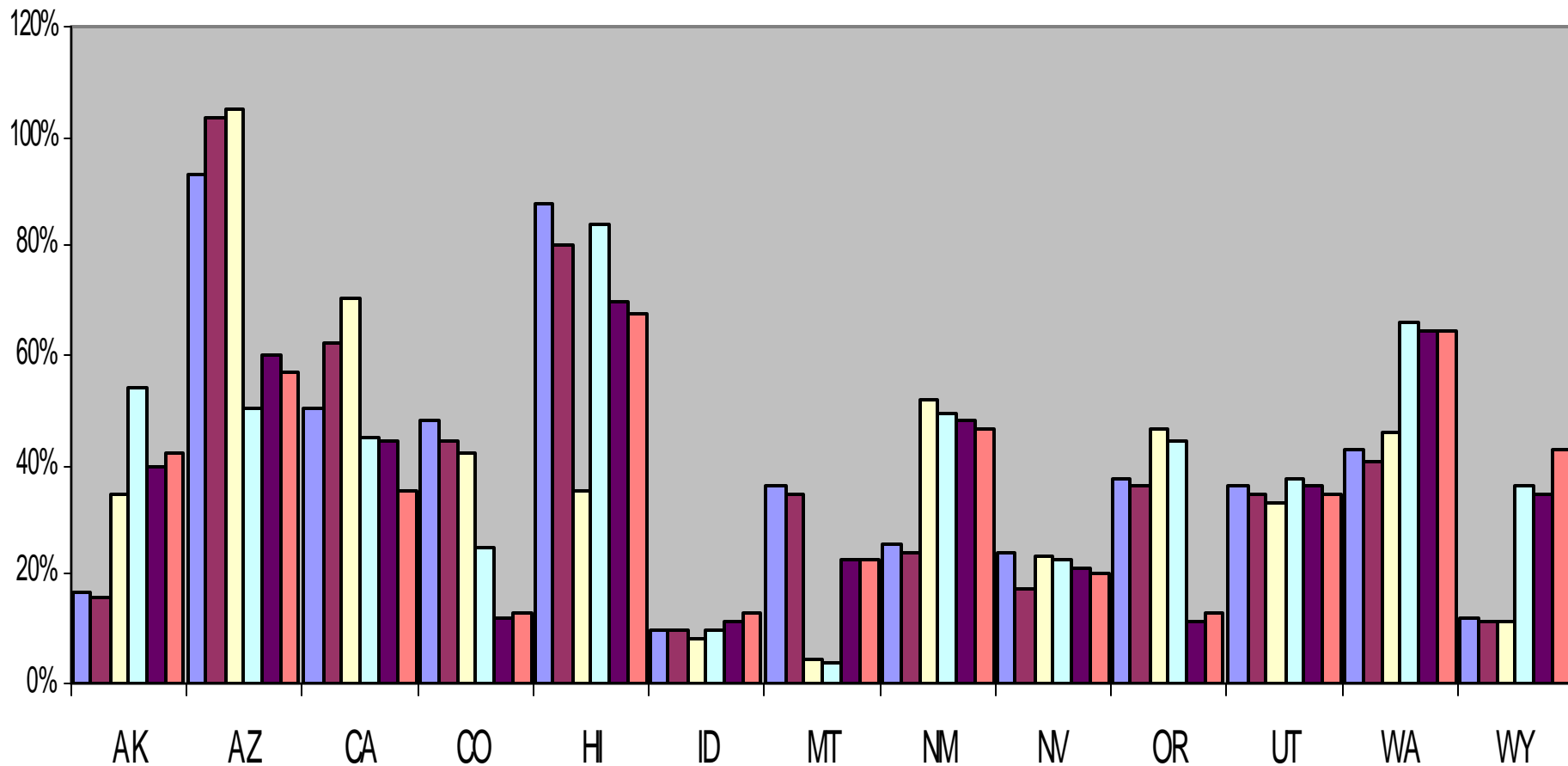
State Tobacco Control Program Funding as a Percentage of CDC Minimum Recommended Level

FY00-FY05, Southern Region



State Tobacco Control Program Funding as a Percentage of CDC Minimum Recommended Level

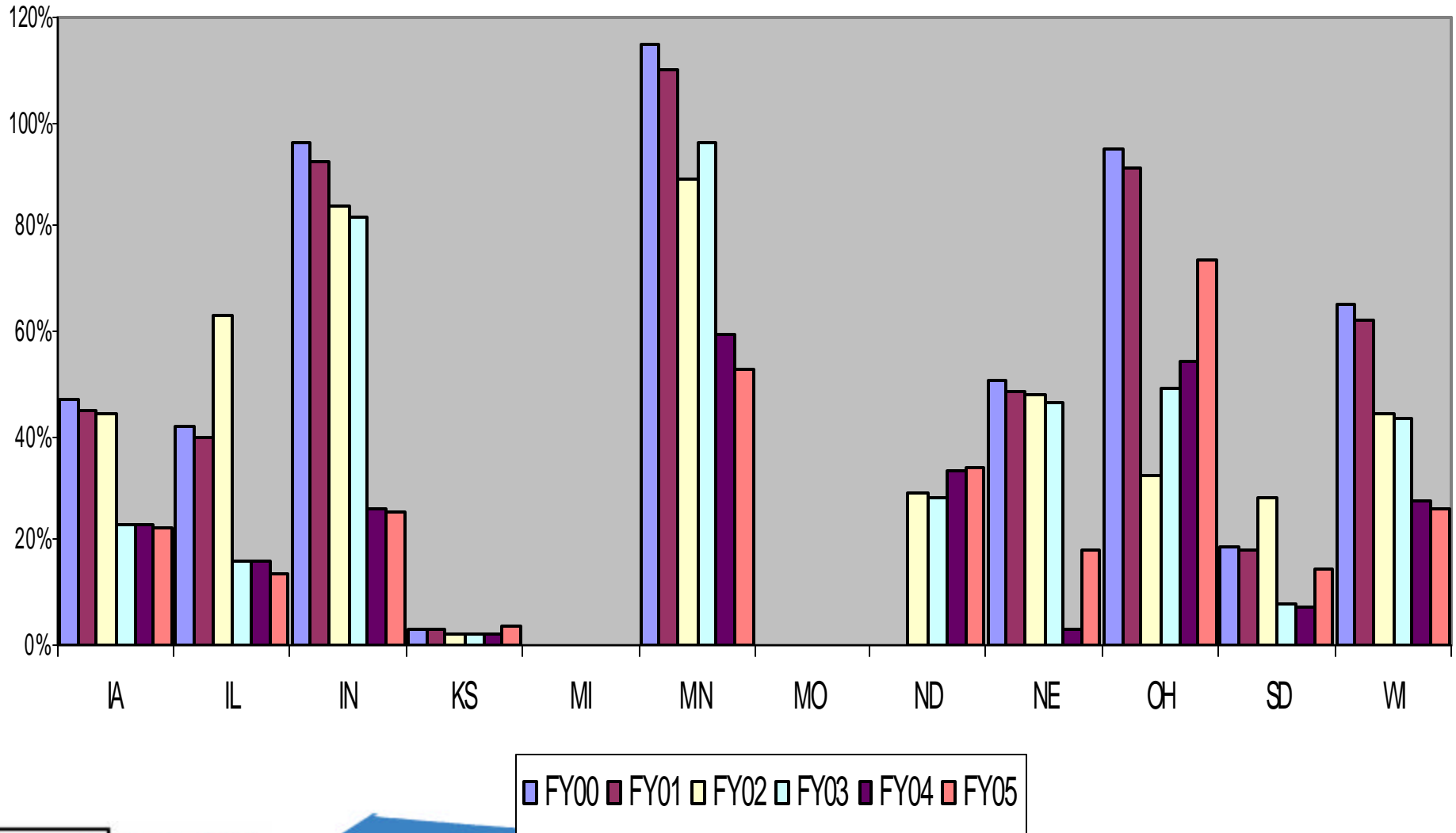
FY00-FY05, Western Region



■ FY00
 ■ FY01
 ■ FY02
 ■ FY03
 ■ FY04
 ■ FY05

State Tobacco Control Program Funding as a Percentage of CDC Minimum Recommended Level

FY00-FY05, Midwest Region



Research Findings – Comprehensive Programs and State Cigarette Sales

- Higher spending on tobacco control efforts significantly reduces cigarette consumption
- Marginal impact of tobacco control spending greater in states with higher levels of cigarette sales per capita; average impact significantly higher in states with larger programs
 - Disaggregated program spending suggests that impact of programs focusing on policy change is greater than spending on other programs

Research Findings – Comprehensive Programs and Youth Smoking

- Higher spending on tobacco control efforts significantly reduces youth smoking prevalence and cigarette consumption among young smokers
 - estimated effects about 3 times those for adults
- Estimated impact of spending at CDC recommended levels: minimum: 8-9% reduction in youth smoking prevalence; maximum: over 20% reduction
- Estimates suggest that greatest impact is on earlier stages of youth smoking uptake



*A Policy Research Partnership
to Reduce Youth Substance Use*

Supported by
The Robert Wood Johnson Foundation

Conclusions

Substantial increases in tobacco excise taxes lead to large reductions in tobacco use and, in the long run, reduce the public health toll caused by tobacco use.

Additional reductions in overall smoking and in the prevalence of youth smoking result when tax increases are coupled with comprehensive tobacco control efforts.

Arguments about economic consequences of tobacco control and tax increases misleading, overstated, or false

<http://www.impactteen.org>

<http://www.tobaccoevidence.net>

<http://www.uic.edu/~fjc>

fjc@uic.edu